



فرهاد عزيزي
FARHAD AZIZI
RESIDENCE

RESIDENTIAL BUILDING

Basement
Parking

Ground Floor
Parking +Retail

2 Parking Floors
Parking

17 Floors

1st Residential + Pools +Terraces

2nd to 12th Residential (Layout 1)

13th Residential (Layout 2)

14th Residential (Layout 3)

15th Residential (Layout 4)

16th Residential (Layout 5)

17th Residential (Layout 6)


Roof (No roof garden)

Notes:

Service charge ----- AED per square feet

District cooling






DUBAI
HEALTHCARE
CITY





Dubai Healthcare City
Phase I

Dubai Healthcare City
Phase II



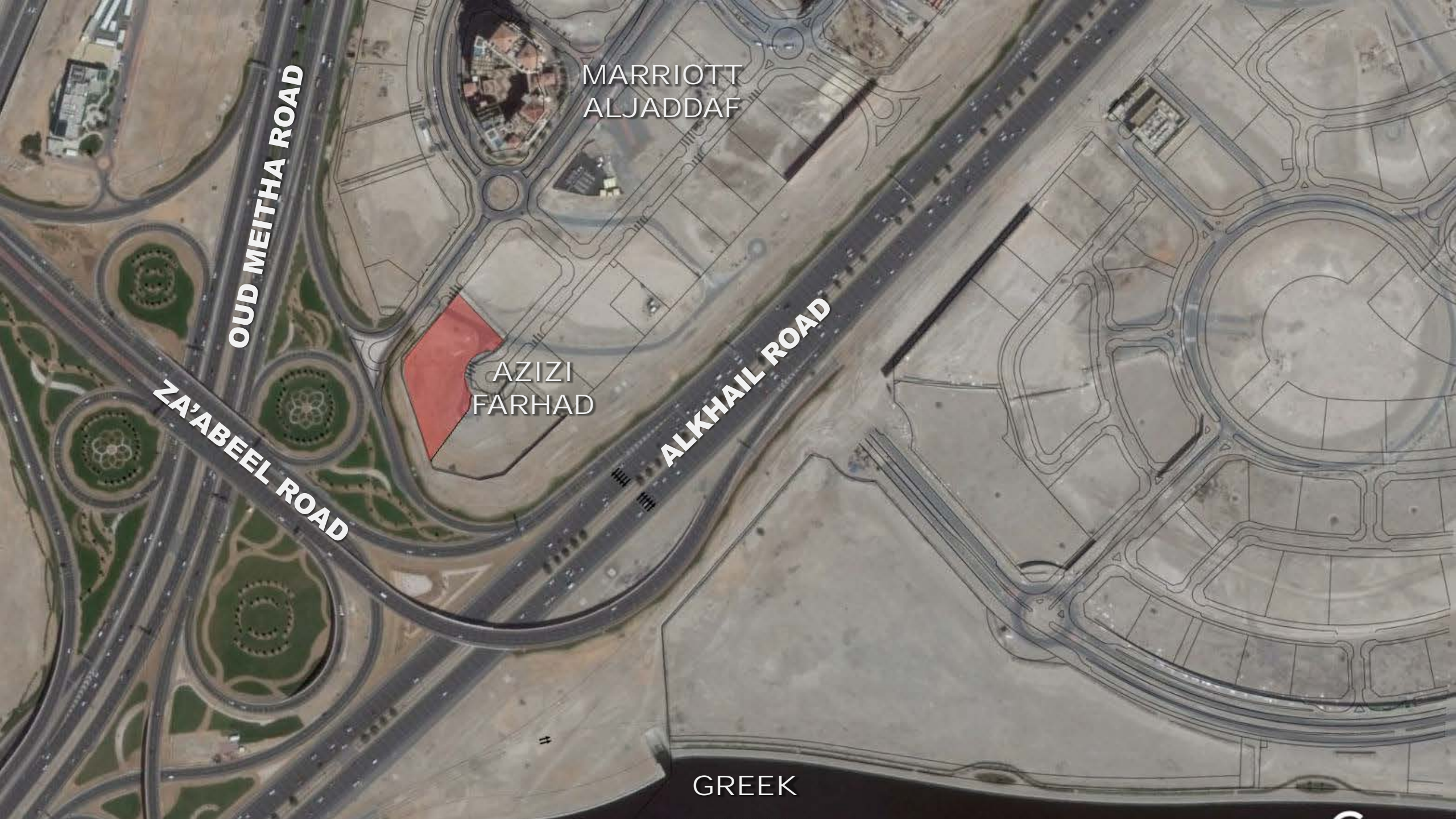
OULD METHA ROAD

AL KHAIL ROAD

PROPOSED PURPLE LINE ALIGNMENT

AZIZI ALIYAH

AZIZI FARHAD



MARRIOTT
ALJADDAF

OUD MEITHA ROAD

ZA'ABEEL ROAD

AZIZI
FARHAD

ALKHAIL ROAD

GREEK

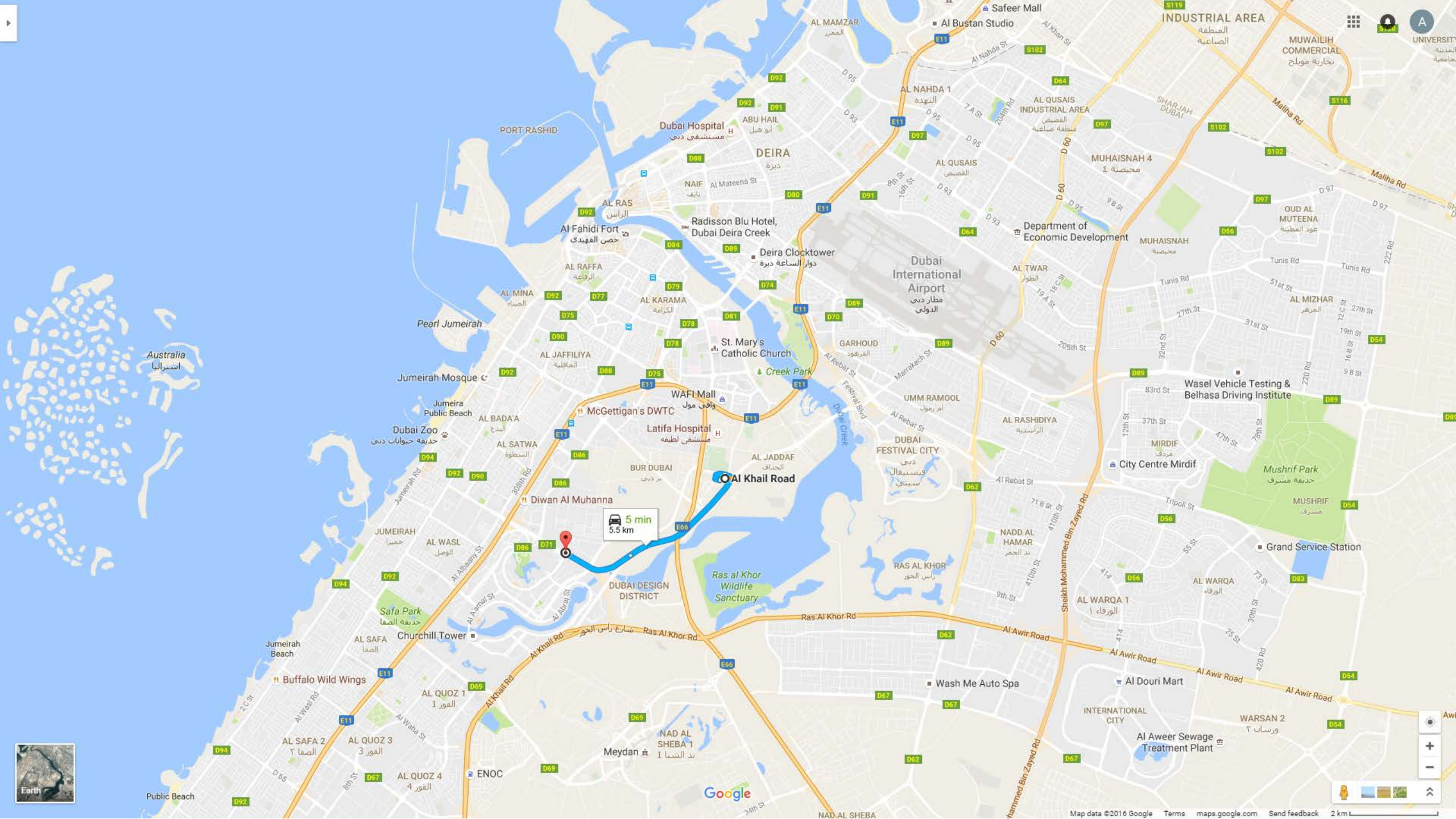
BURJ KHALIFA
VIEW

POOL VIEW

ALKHAIL ROAD

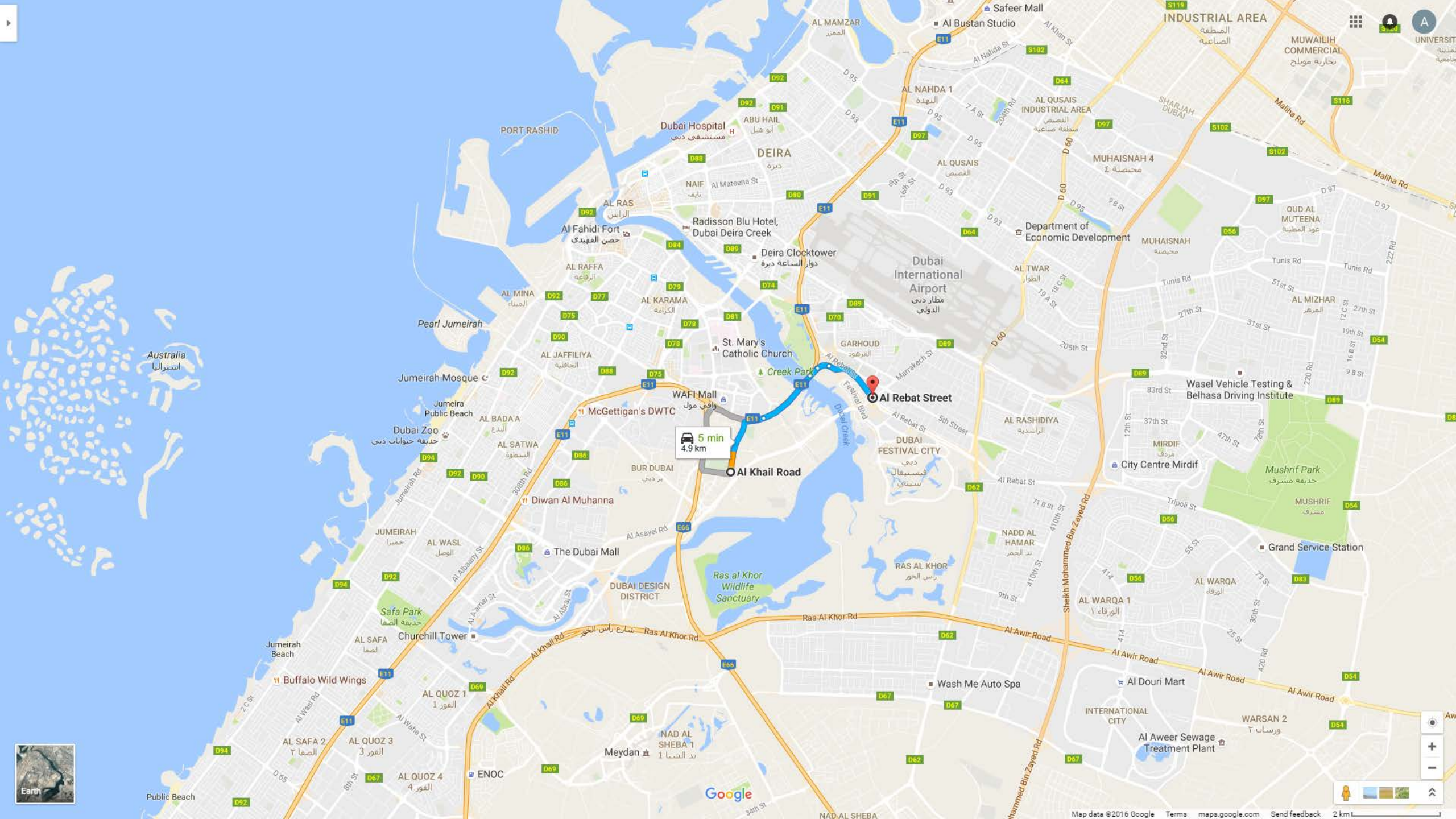
GREEK & GREEK TOWER VIEW





5 min
5.5 km

Google



5 min
4.9 km

Al Khail Road

Al Rebat Street

Dubai Hospital

DEIRA

AL RAS

AL FAHIDI FORT

AL RAFFA

AL MINA

AL KARAMA

AL JAFFILIYA

WAFI Mall

BUR DUBAI

DIWAN AL MUHANNA

THE DUBAI MALL

AL WASL

AL SAFA

AL QUOZ 1

AL QUOZ 2

AL QUOZ 3

AL QUOZ 4

ENOC

Meydan

NAD AL SHEBA 1

Dubai International Airport

St. Mary's Catholic Church

Creek Park

Garhoud

DUBAI FESTIVAL CITY

RAS AL KHOR

RAS AL KHOR Wildlife Sanctuary

Wash Me Auto Spa

AL AWIR ROAD

AL AWIR ROAD

AL AWIR ROAD

AL AWIR ROAD

AL AWIR ROAD

AL AWIR ROAD

AL AWIR ROAD

AL AWIR ROAD

Department of Economic Development

AL TWAR

MUHAISSNAH 4

MUHAISSNAH

WASAL VEHICLE TESTING & BELHASA DRIVING INSTITUTE

CITY CENTRE MIRDIF

MIRDIF

MUSHRIF PARK

MUSHRIF

GRAND SERVICE STATION

AL WARQA 1

AL WARQA

AL AWIR ROAD

AL AWIR ROAD

AL AWIR ROAD

AL AWIR ROAD

AL AWIR ROAD

AL AWIR ROAD

AL AWIR ROAD

INDUSTRIAL AREA

MUHAISSNAH COMMERCIAL

AL QUSAIS INDUSTRIAL AREA

MUHAISSNAH 4

MUHAISSNAH

AL MUTEENA

AL MIZHAR

AL MISHAR

AL MISHAR

AL MISHAR

AL MISHAR

AL MISHAR

AL MISHAR

AL MISHAR

AL MISHAR

AL MISHAR

AL MISHAR

AL MISHAR

AL MISHAR

AL MISHAR

AL MISHAR

AL MISHAR

AL MISHAR

AL MISHAR

AL MISHAR

AL MISHAR

SAFER MALL

AL BUSTAN STUDIO

AL NAHDA 1

AL NAHDA 1

AL NAHDA 1

AL NAHDA 1

AL NAHDA 1

AL NAHDA 1

AL NAHDA 1

AL NAHDA 1

AL NAHDA 1

AL NAHDA 1

AL NAHDA 1

AL NAHDA 1

AL NAHDA 1

AL NAHDA 1

AL NAHDA 1

AL NAHDA 1

AL NAHDA 1

AL NAHDA 1

AL NAHDA 1

AL NAHDA 1

AL NAHDA 1

AL NAHDA 1

AL NAHDA 1

AL NAHDA 1

UNIVERSITY

UNIVERSITY

UNIVERSITY

UNIVERSITY

UNIVERSITY

UNIVERSITY

UNIVERSITY

UNIVERSITY

UNIVERSITY

UNIVERSITY

UNIVERSITY

UNIVERSITY

UNIVERSITY

UNIVERSITY

UNIVERSITY

UNIVERSITY

UNIVERSITY

UNIVERSITY

UNIVERSITY

UNIVERSITY

UNIVERSITY

UNIVERSITY

UNIVERSITY

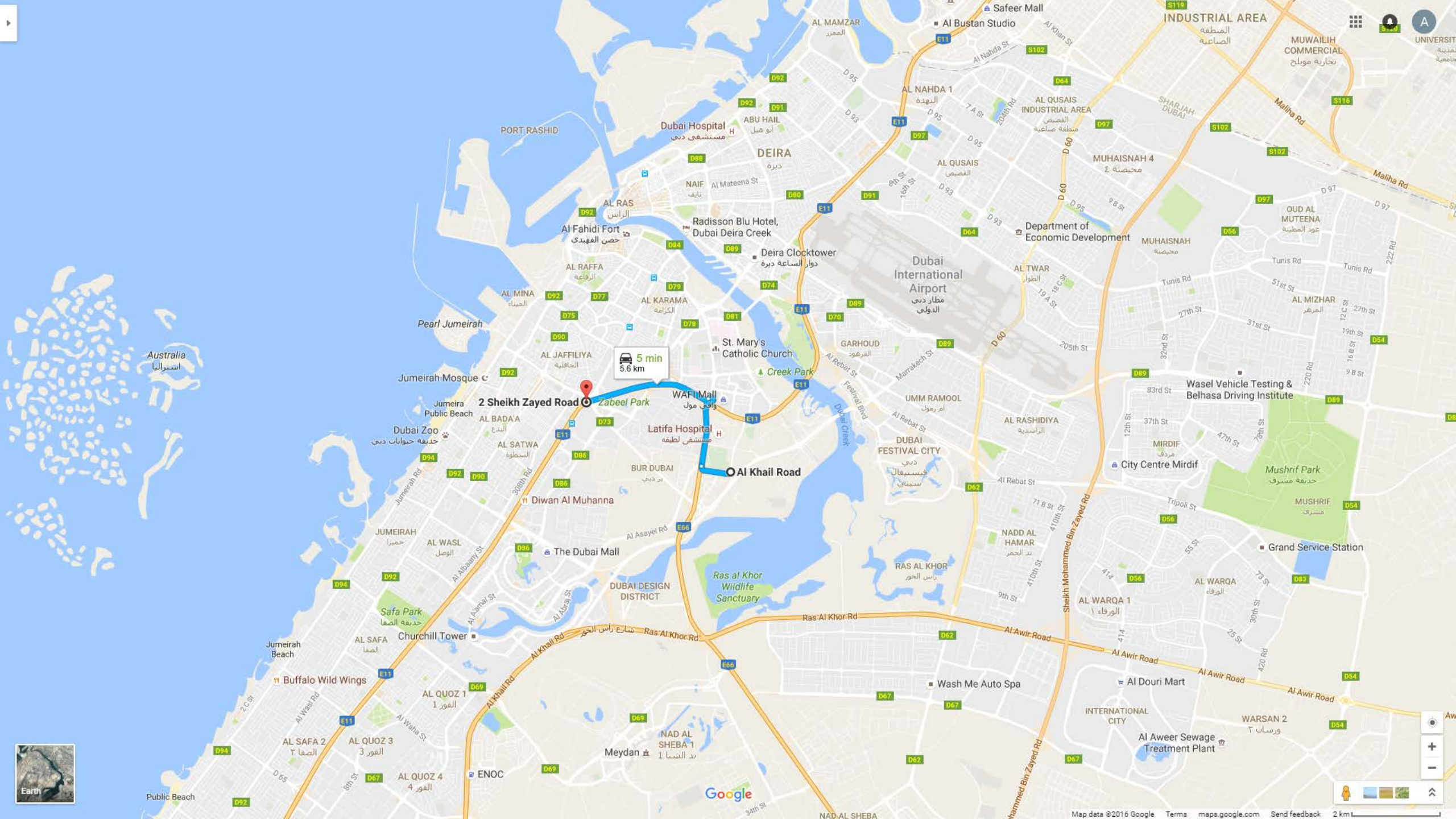
UNIVERSITY

UNIVERSITY

UNIVERSITY



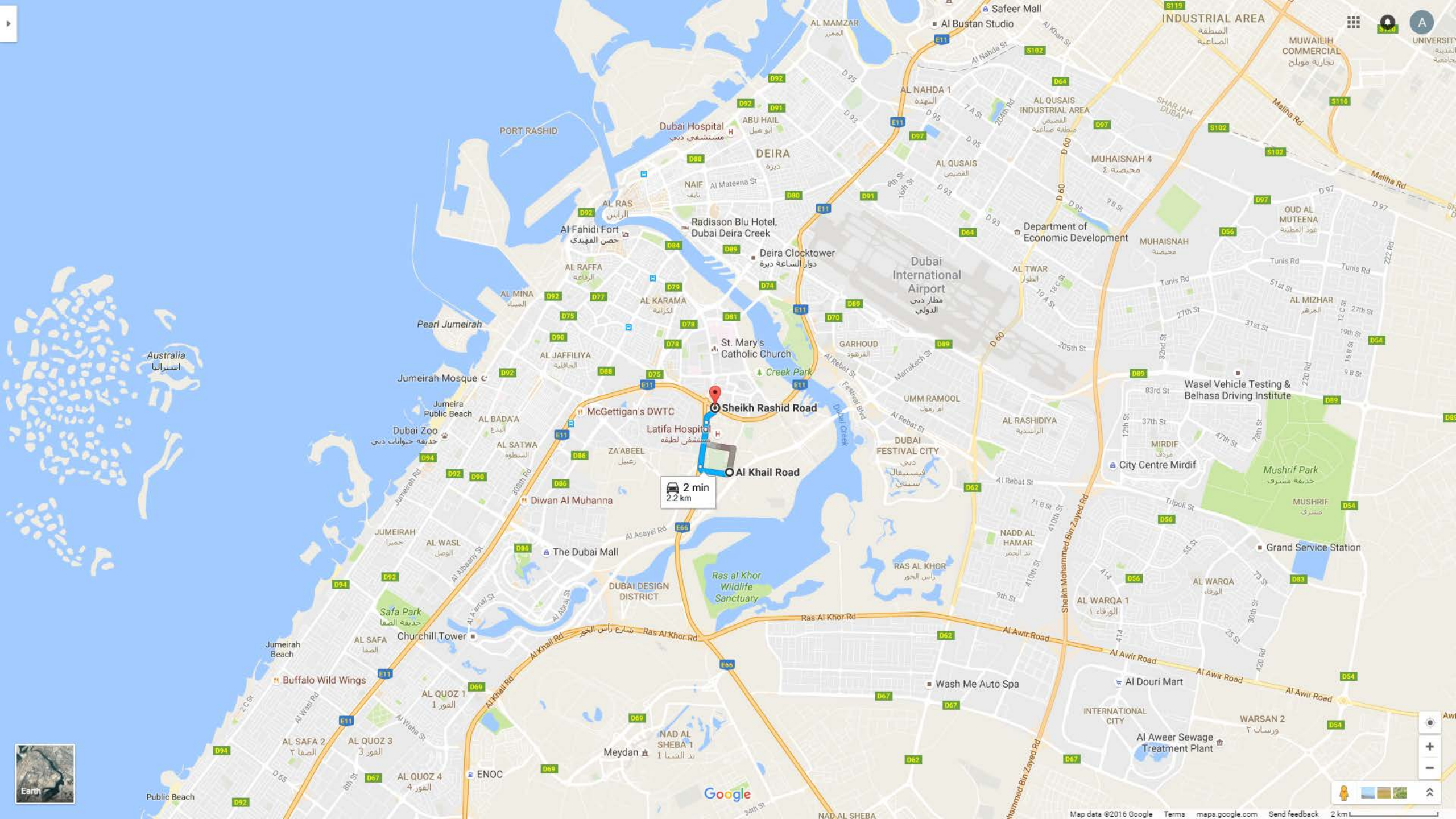
Google



5 min
5.6 km

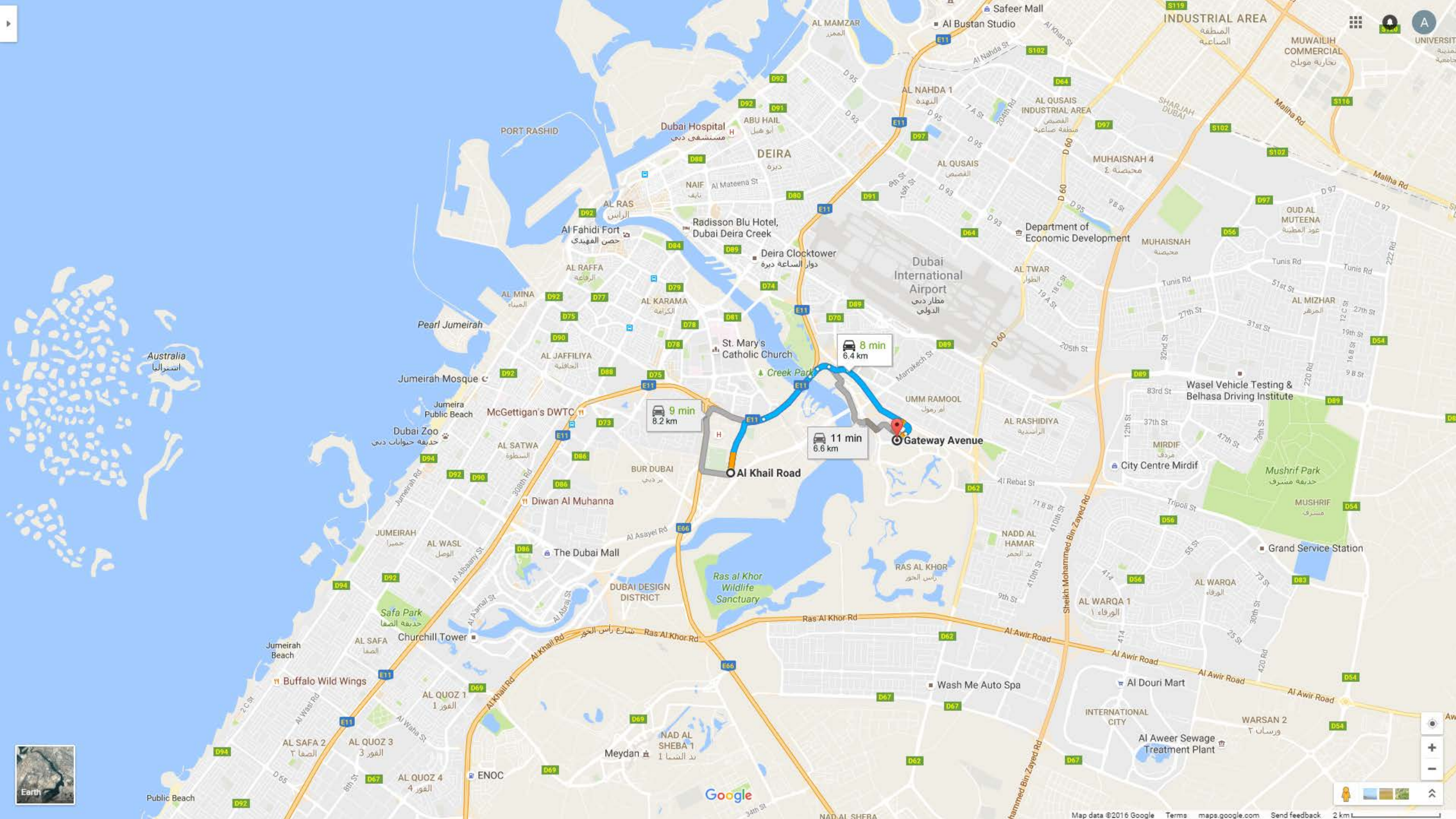
2 Sheikh Zayed Road

Al Khail Road



2 min
2.2 km

Google



8 min
6.4 km

9 min
8.2 km

11 min
6.6 km

Al Khail Road

Gateway Avenue

INDUSTRIAL AREA

Dubai Hospital

Dubai International Airport

Radisson Blu Hotel, Dubai Deira Creek

Department of Economic Development

St. Mary's Catholic Church

Wasel Vehicle Testing & Belhassa Driving Institute

The Dubai Mall

Mushrif Park

Ras al Khor Wildlife Sanctuary

Grand Service Station

Al Aweer Sewage Treatment Plant

Google

































Unit Mix

396 studio apartments from 312 ft² to 544 ft²

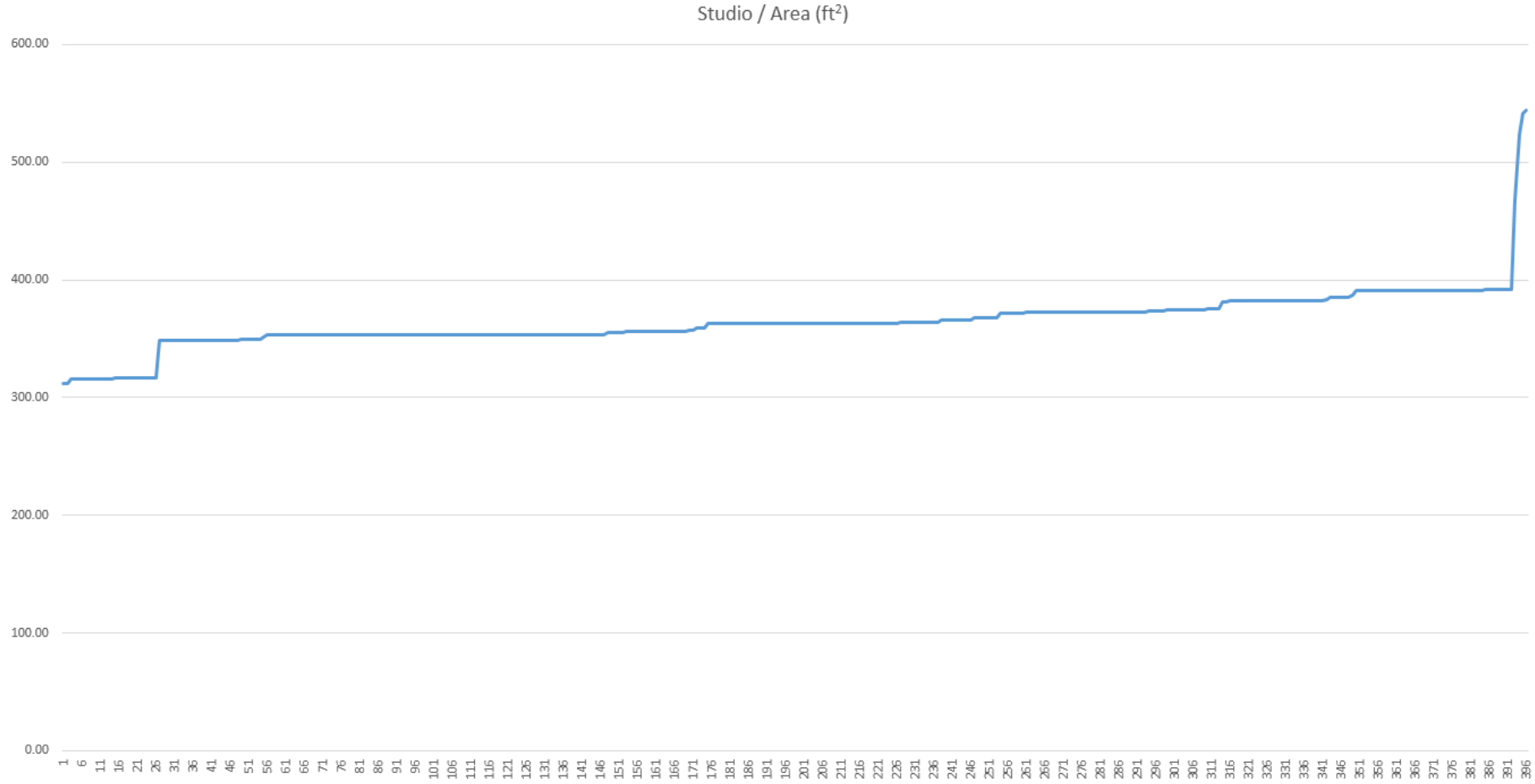
218 one bedroom apartments from 577 ft² to 1770 ft²

20 Two bedroom apartments from 1070 ft² to 2052 ft²

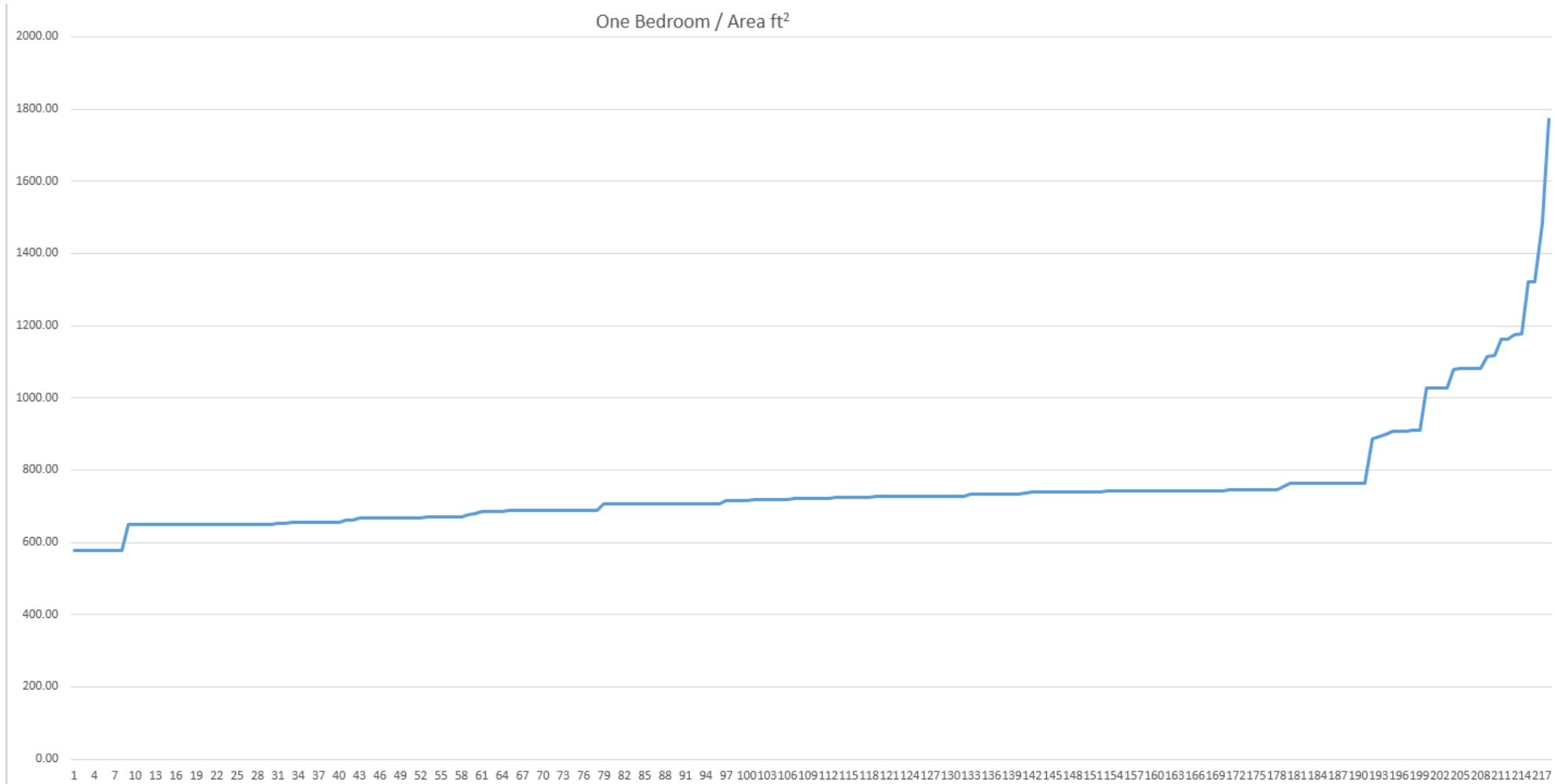
Furniture

Optional.

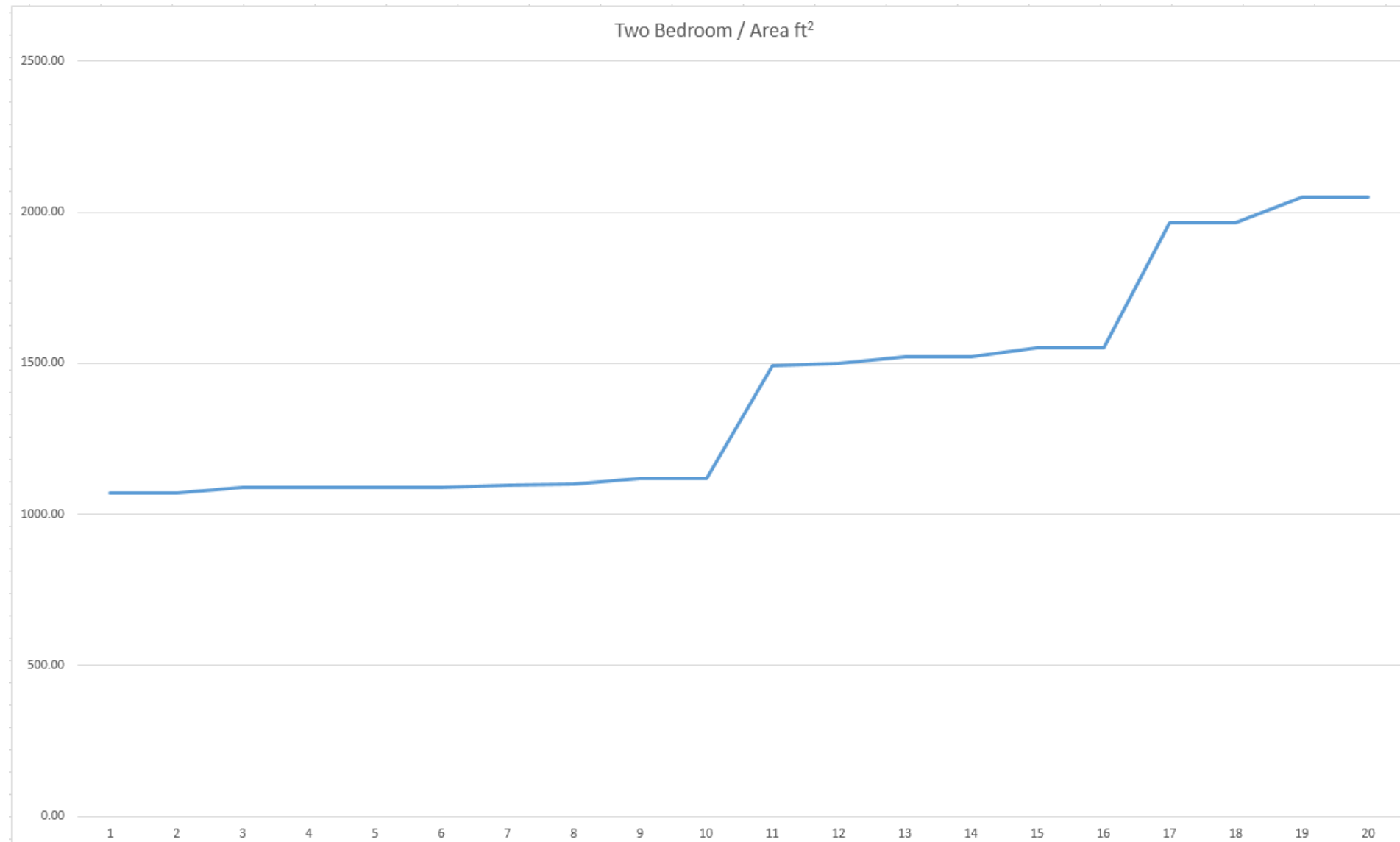
APARTMENTS				
TYPE/FLOOR	STUDIO	ONE BEDROOM	TWO BEDROOM	TOTAL
1ST FLOOR	4	21	0	25.00
2ND FLOOR	27	12	0	39
3RD TO 12TH FLOOR	280	130	10	420
13TH FLOOR	23	12	2	37
14TH FLOOR	19	12	2	33
15TH FLOOR	15	12	2	29
16TH FLOOR	15	10	2	27
17TH FLOOR	13	9	2	24
TOTAL	396	218	20	634



396 studio apartments from 312 ft² to 544 ft²



218 one bedroom apartments from 577 ft² to 1770 ft²



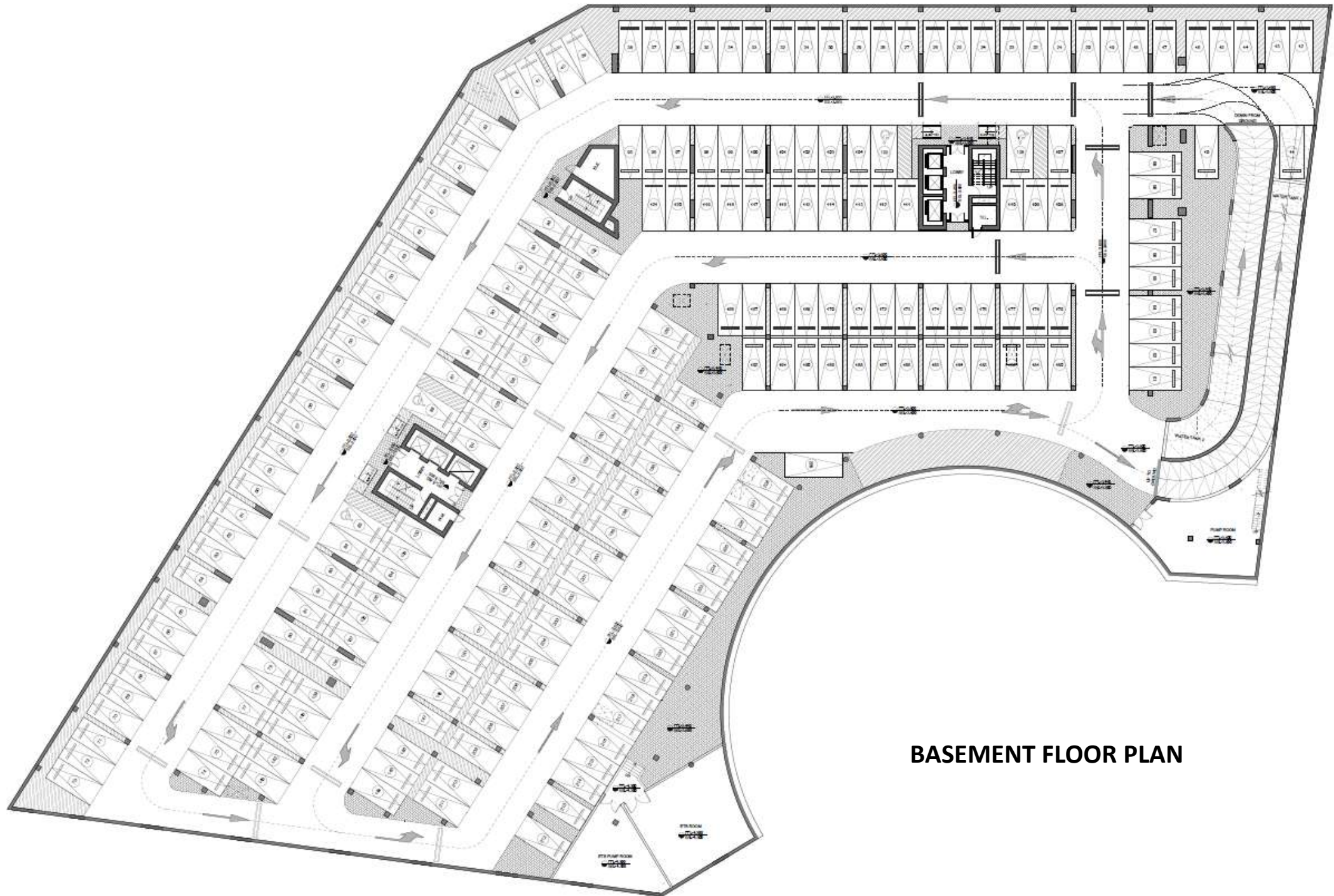
20 Twobedroom apartments from 1070 ft² to 2052 ft²

Amenities & Services

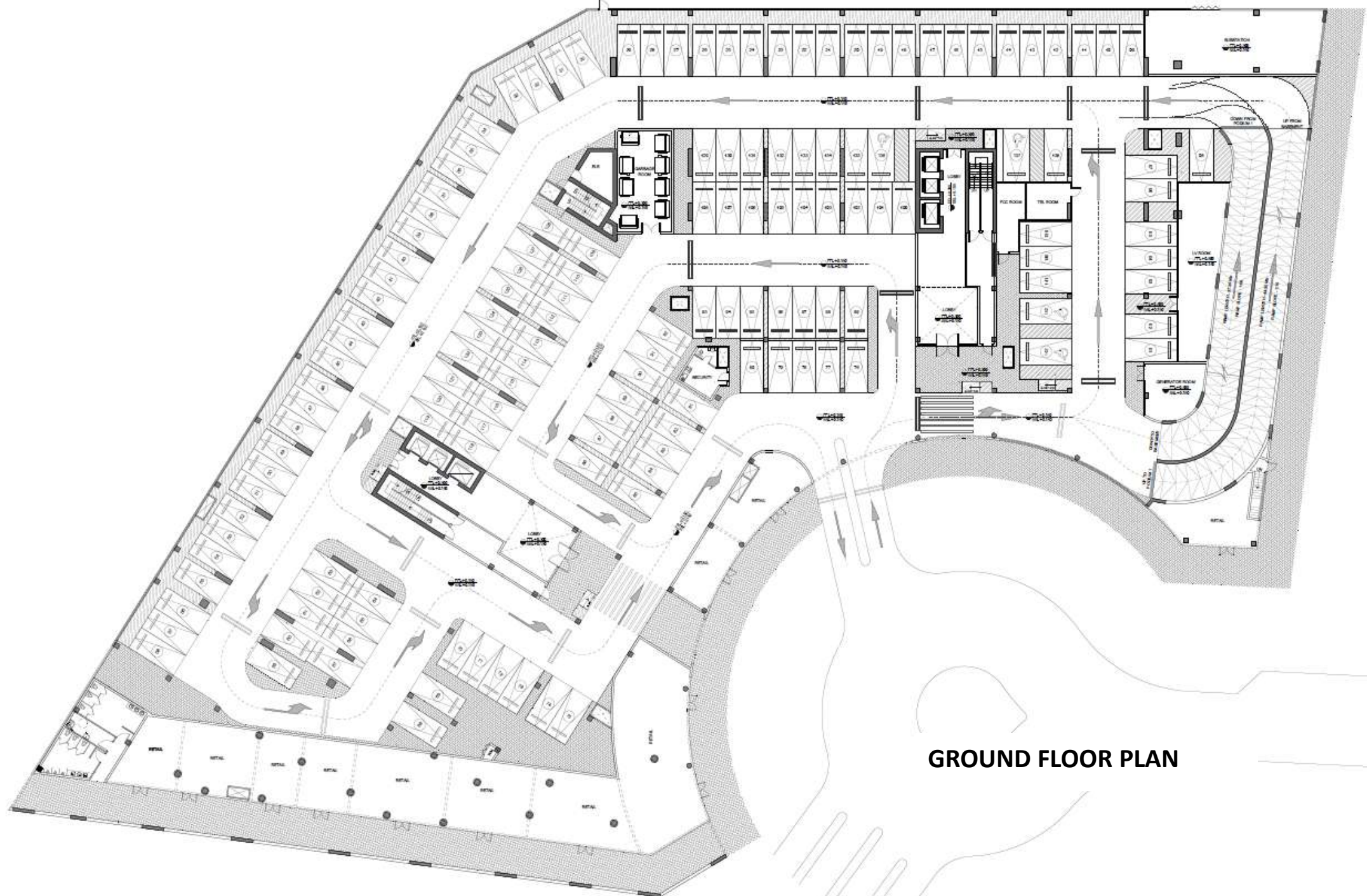
- Landscaped gardens
- Gymnasium
- Sauna
- Swimming pool
- Kids swimming pool
- Kids play area
- Jogging track
- Basketball playground
- Retail areas
- Covered parking.
- 6 Large Lifts

Unit Features:

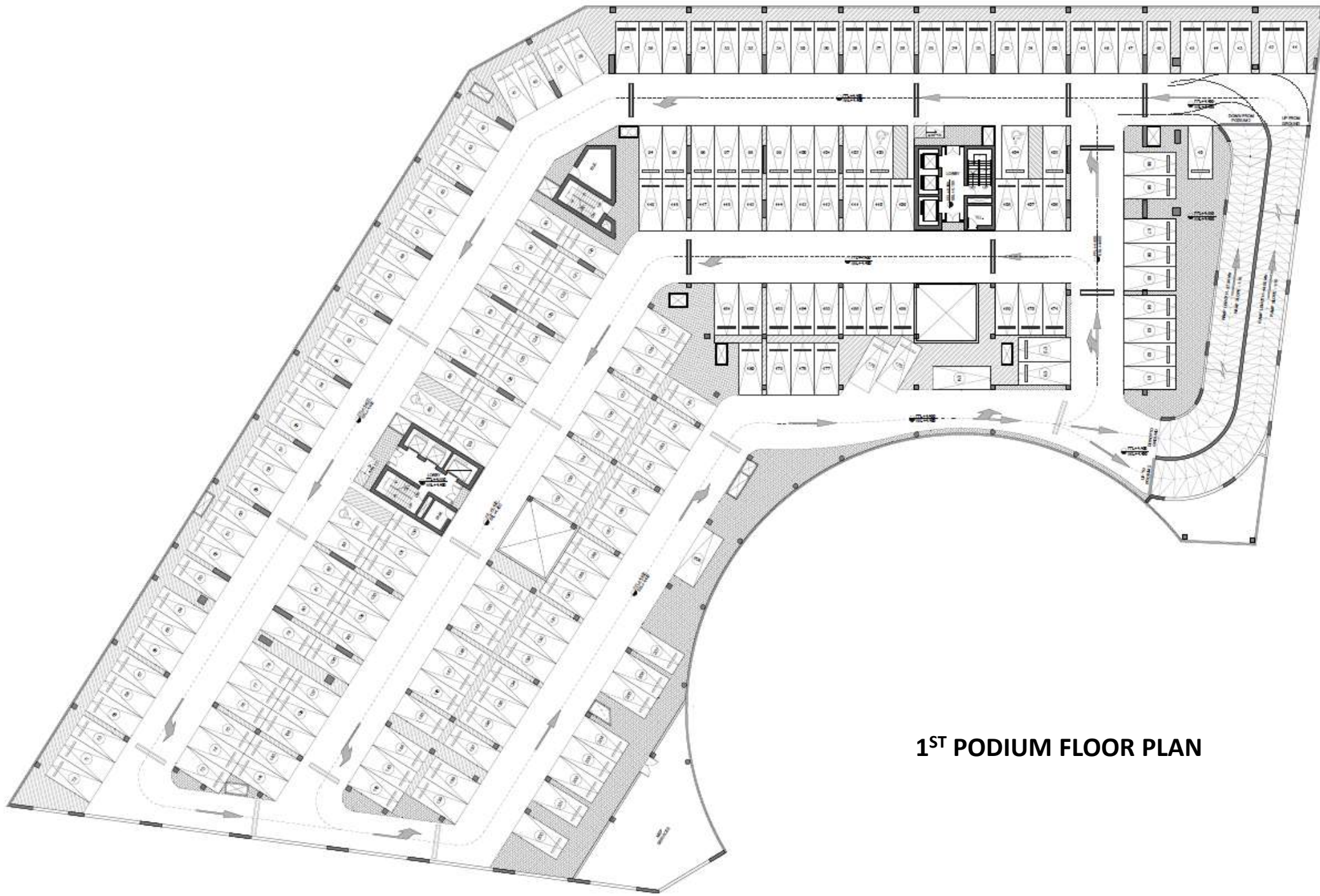
- Kitchen cabinets and countertops with refrigerator, washing machine & cooker.
- Balconies as per unit plan.
- Wardrobes in bedrooms.
- Fully tiled bathrooms, en-suites and guest toilets, wherever applicable
- Shower or bath tub with handle and shower in each bathroom.
- Vanity Units and mirrors
- Centrally air conditioned
- Double glazed windows
- DU television and telephone connections
- Satellite master antenna “SMATV connection “
- Provision for High speed internet access “Fiber optic connection “
- Ceramic floor tiling



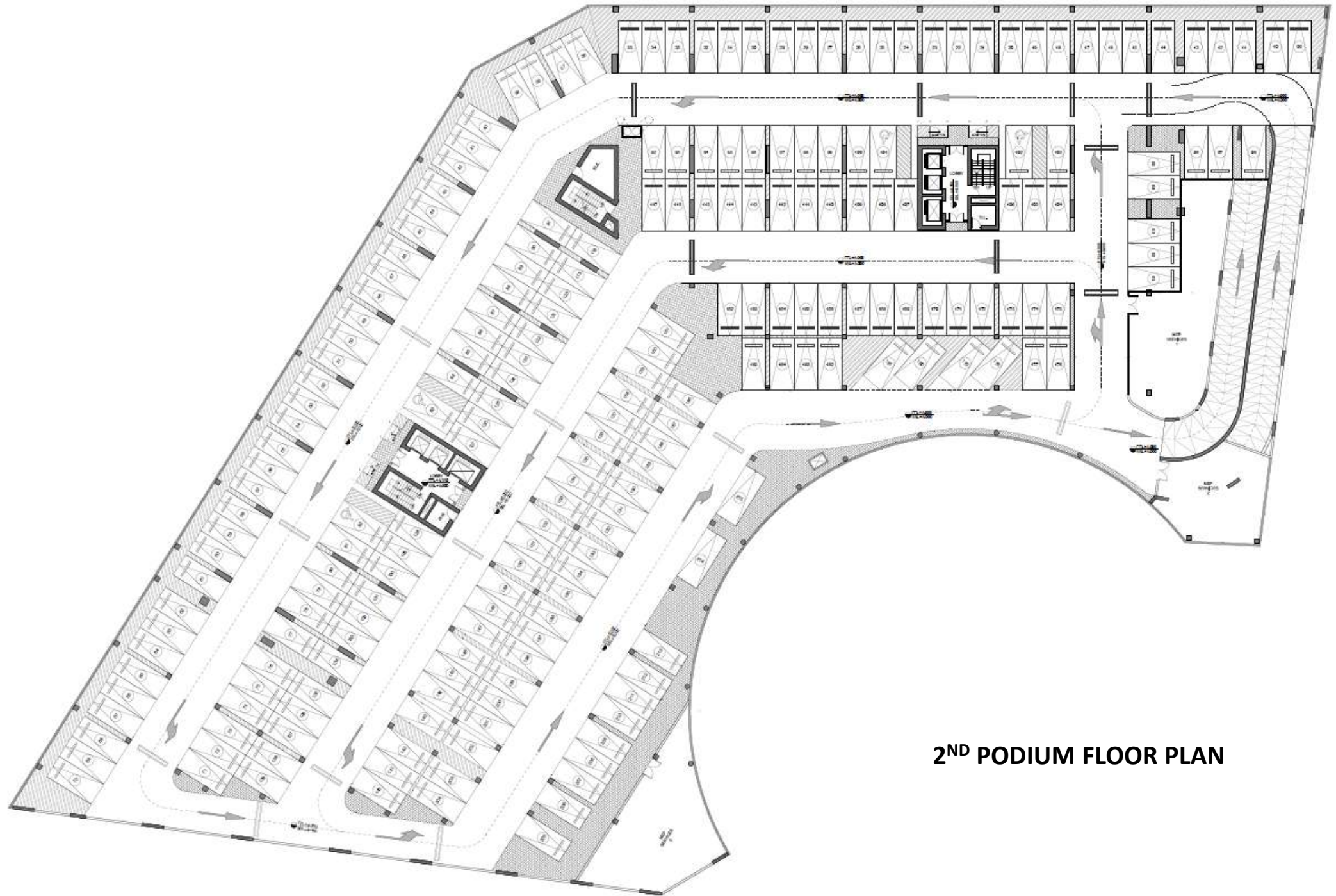
BASEMENT FLOOR PLAN



GROUND FLOOR PLAN



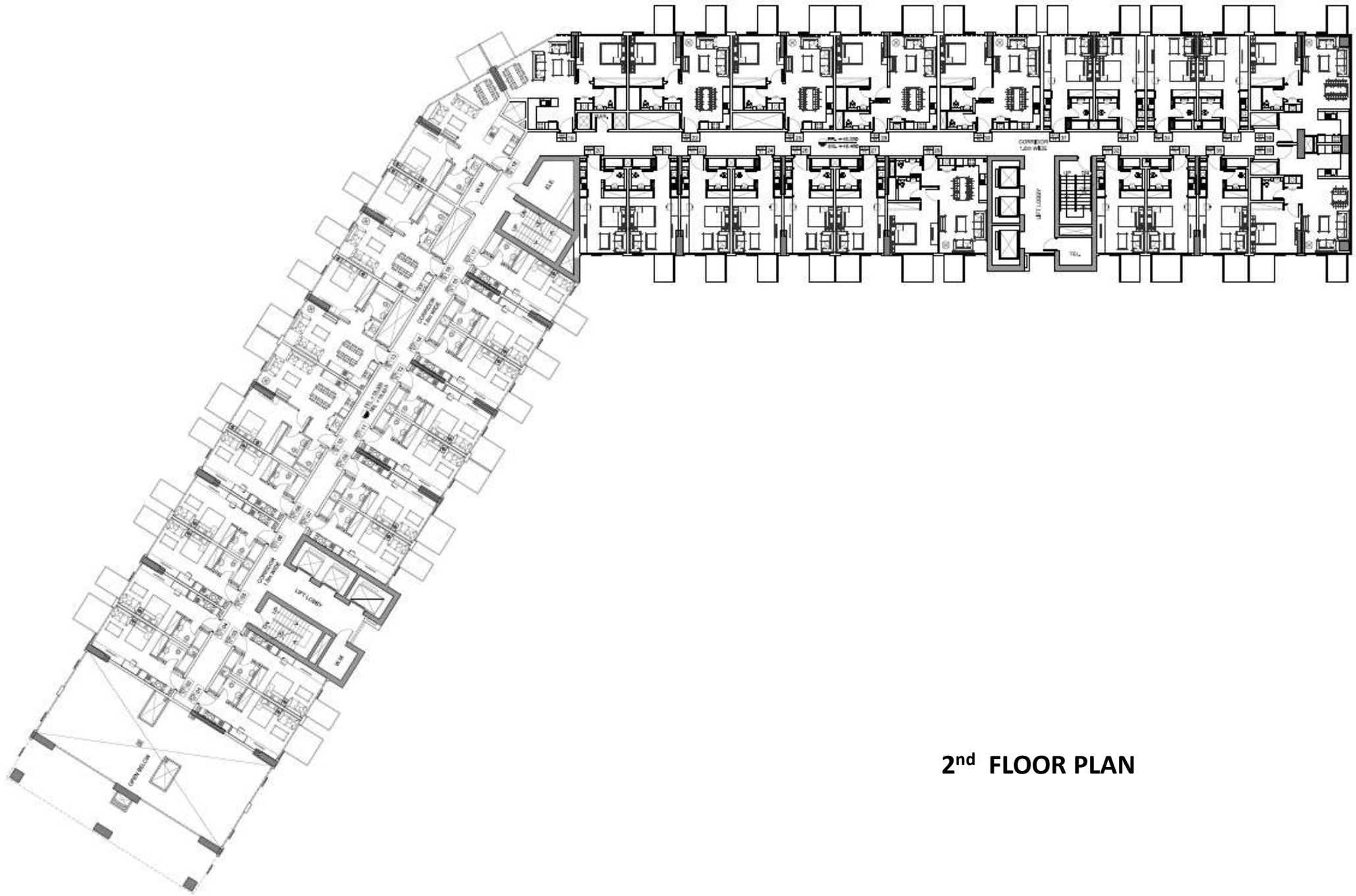
1ST PODIUM FLOOR PLAN



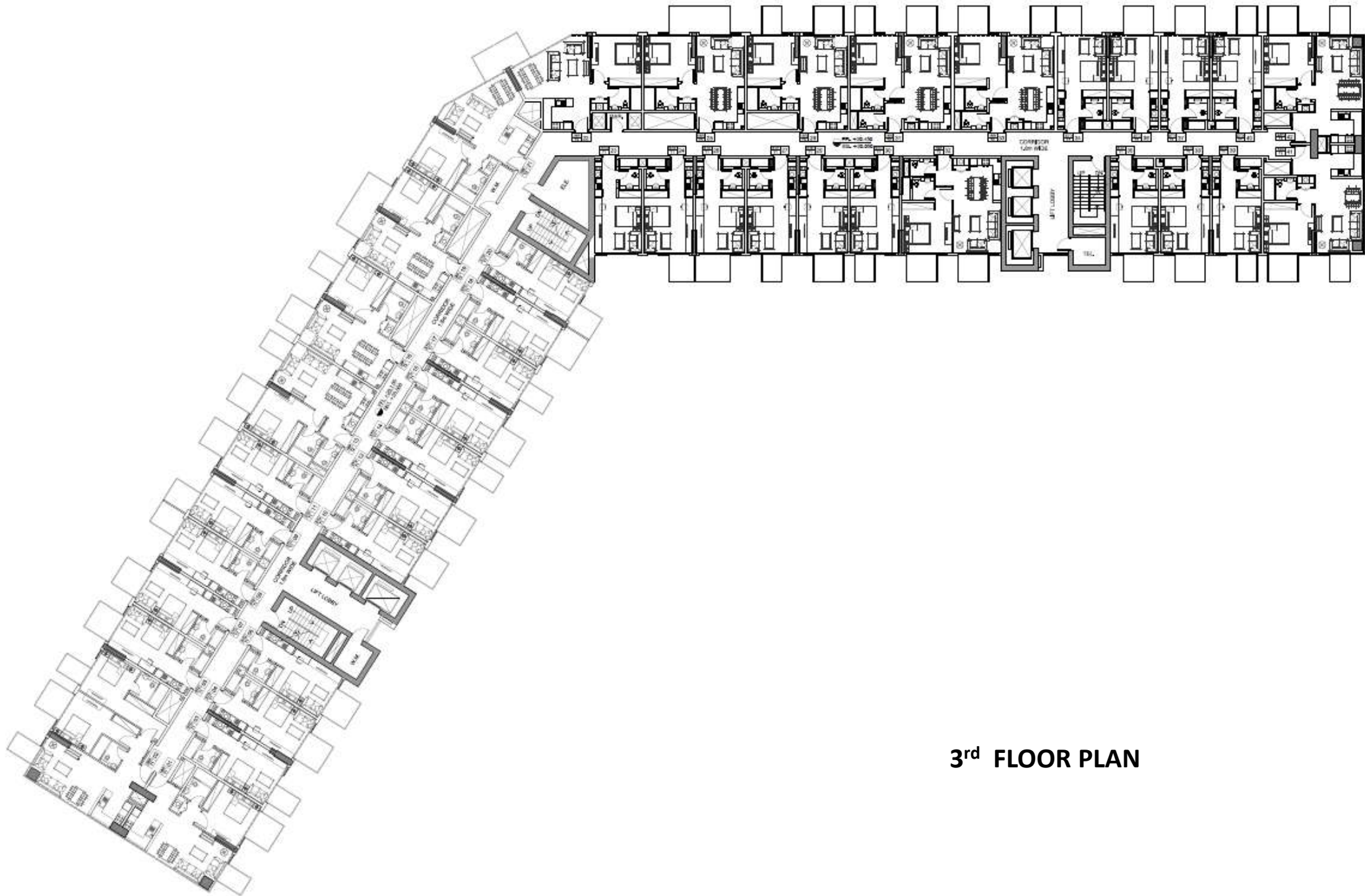
2ND PODIUM FLOOR PLAN



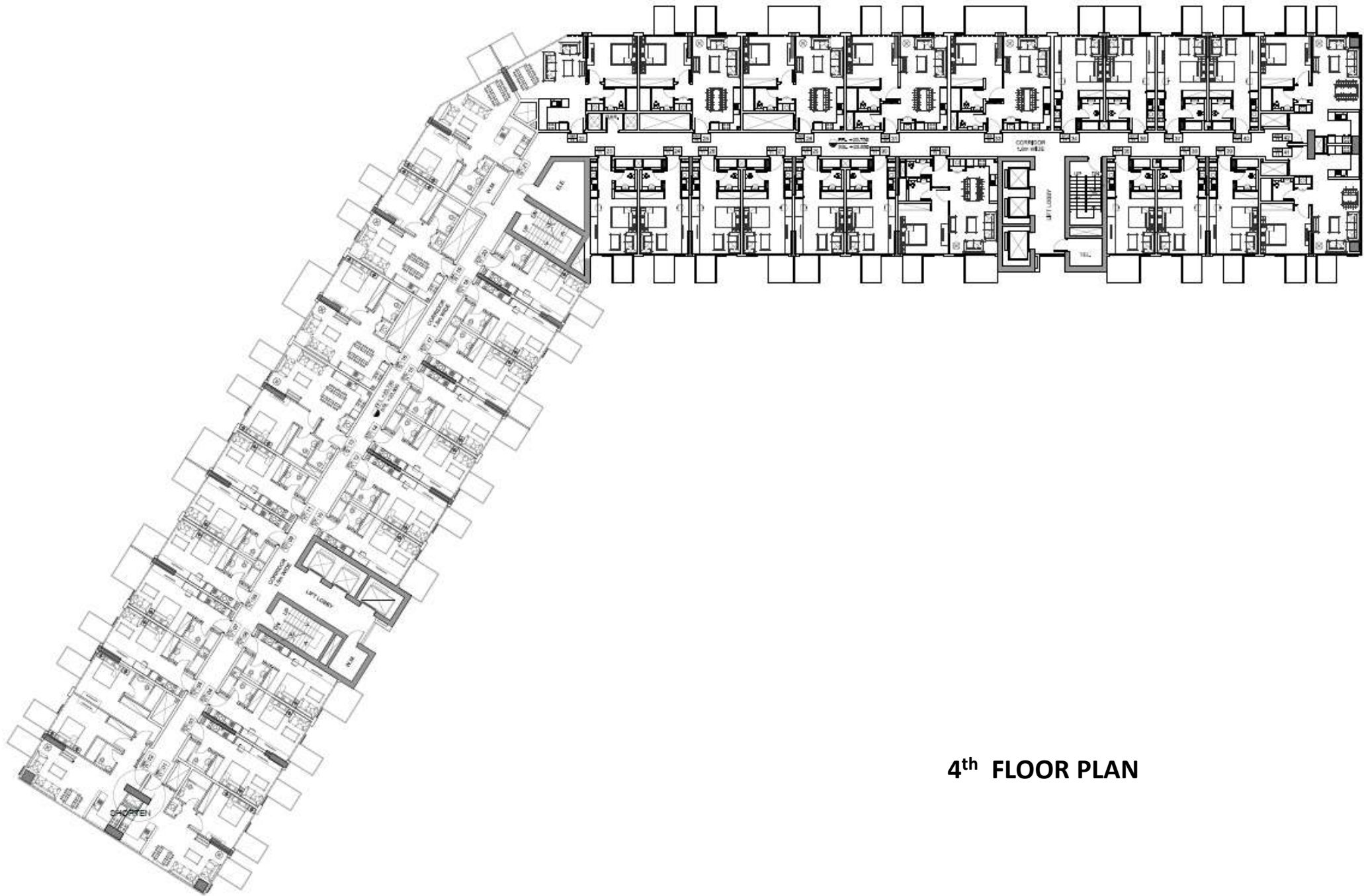
1st FLOOR PLAN



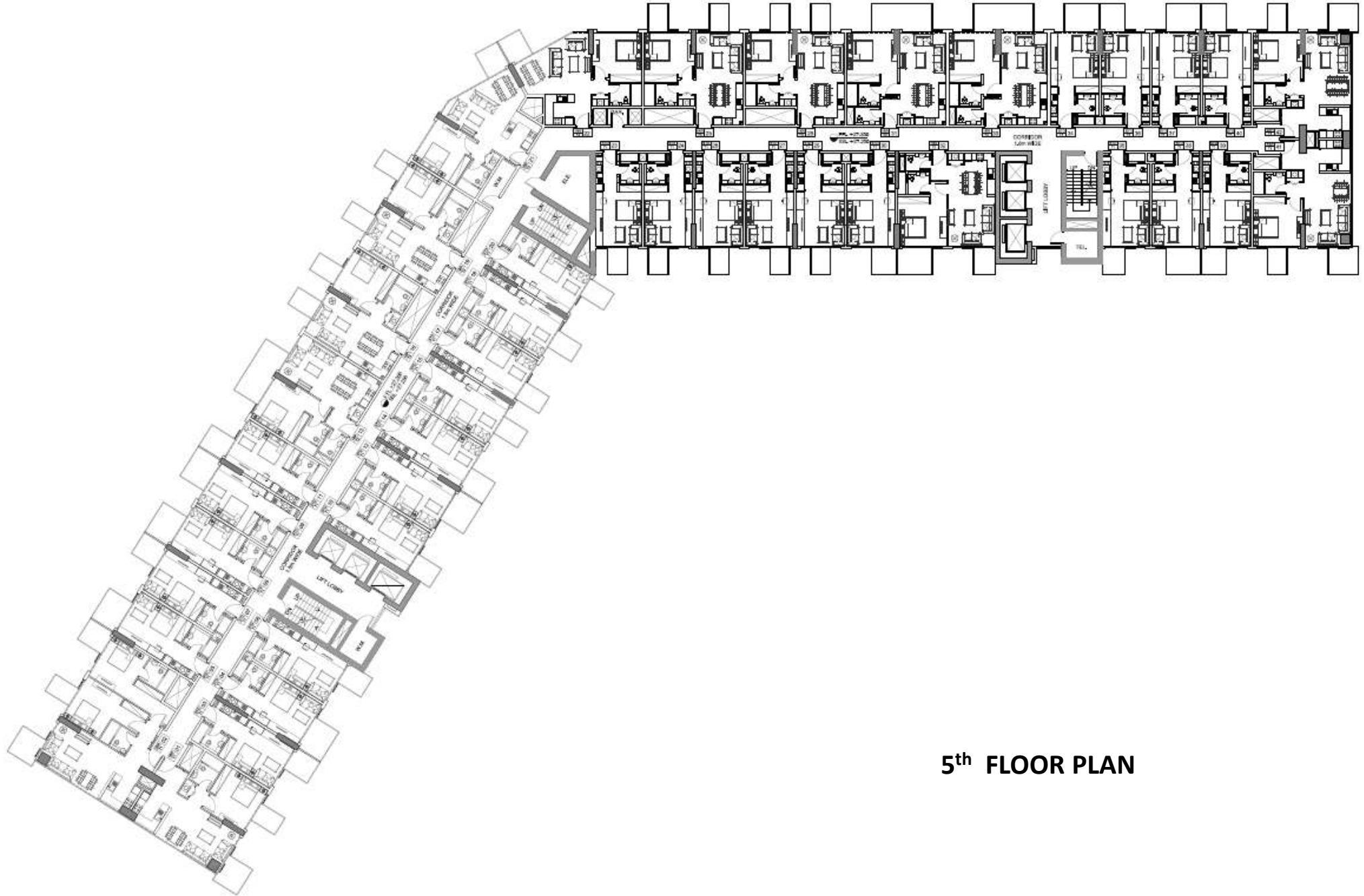
2nd FLOOR PLAN



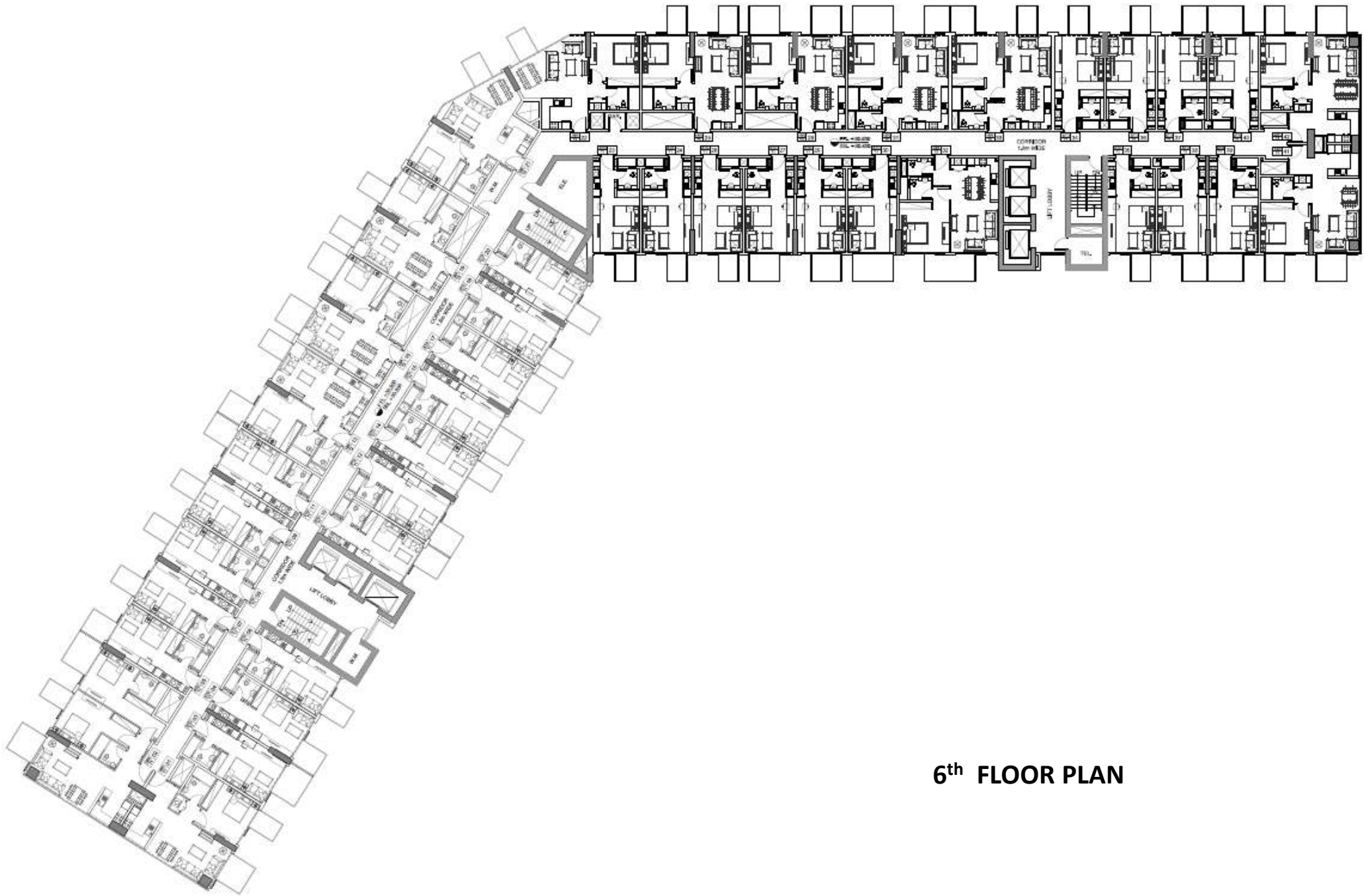
3rd FLOOR PLAN



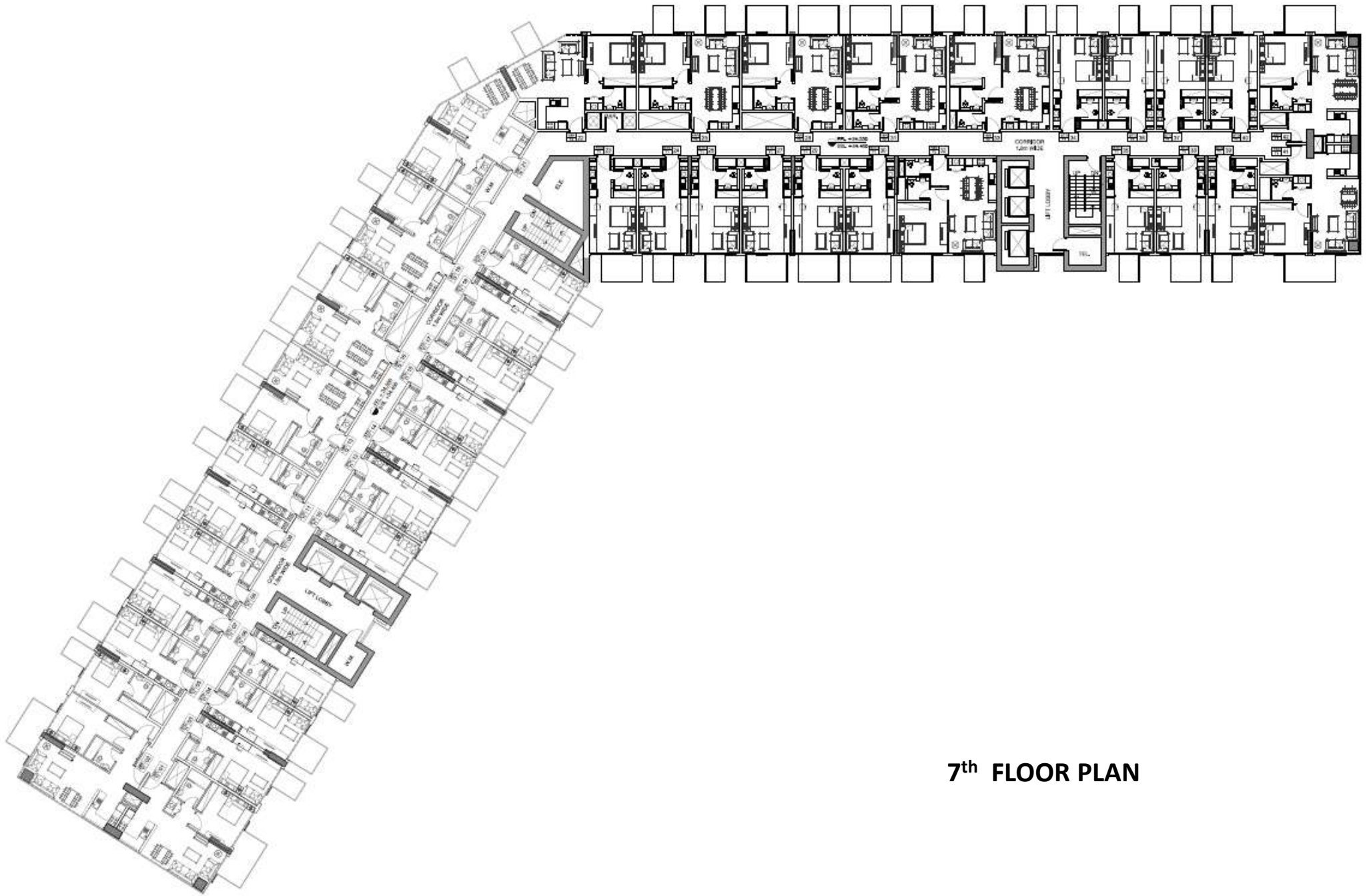
4th FLOOR PLAN



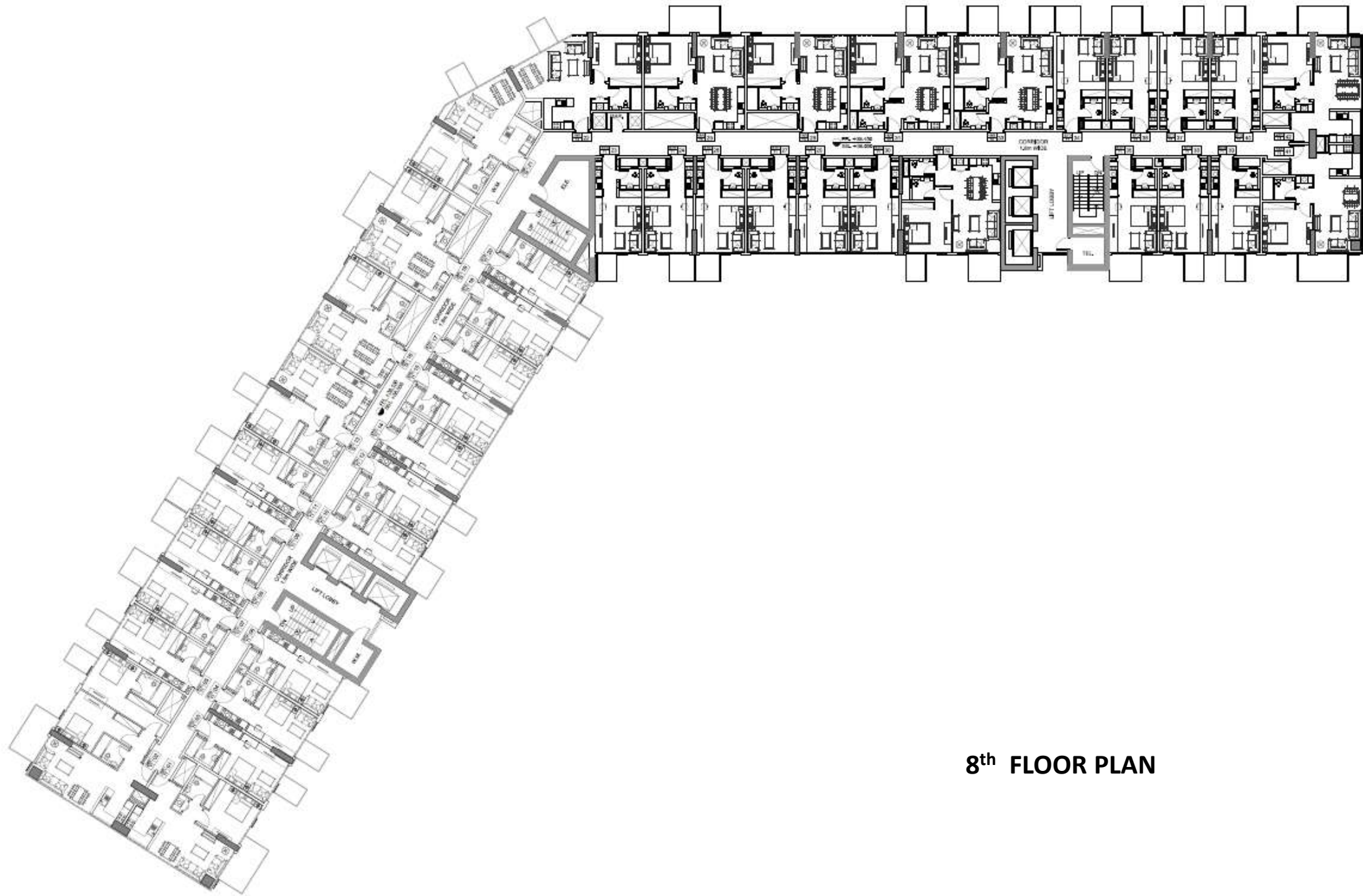
5th FLOOR PLAN



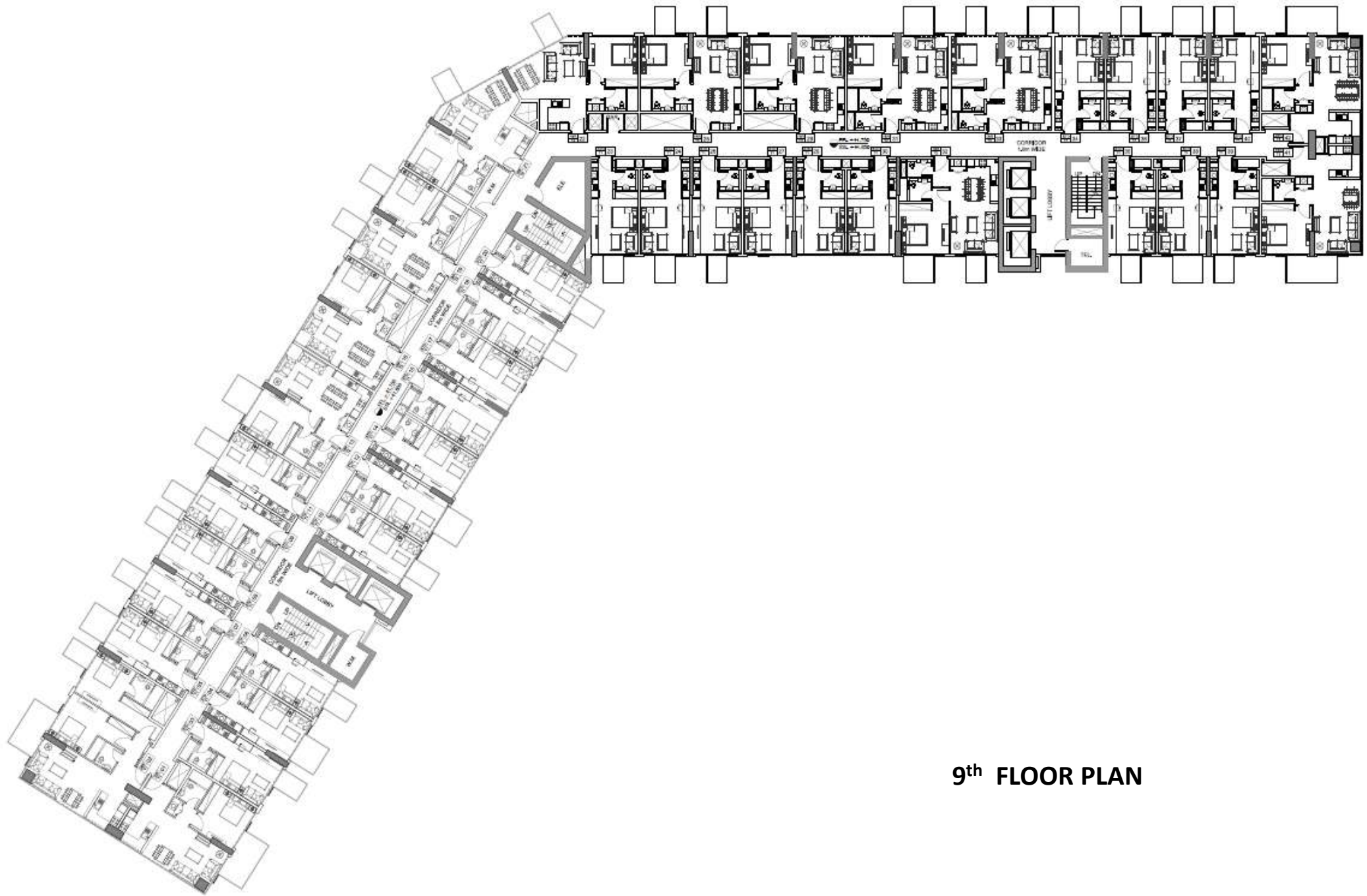
6th FLOOR PLAN



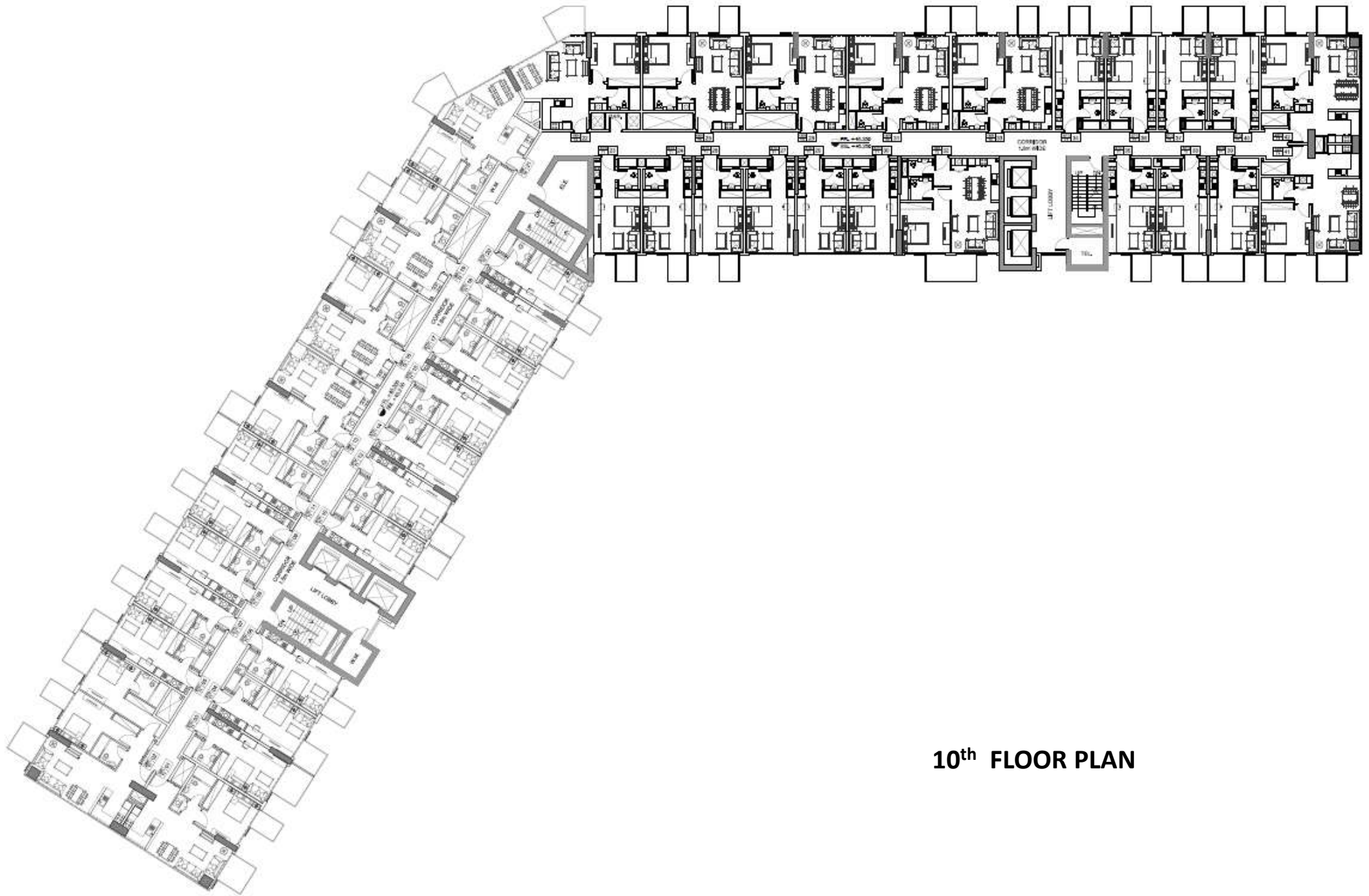
7th FLOOR PLAN



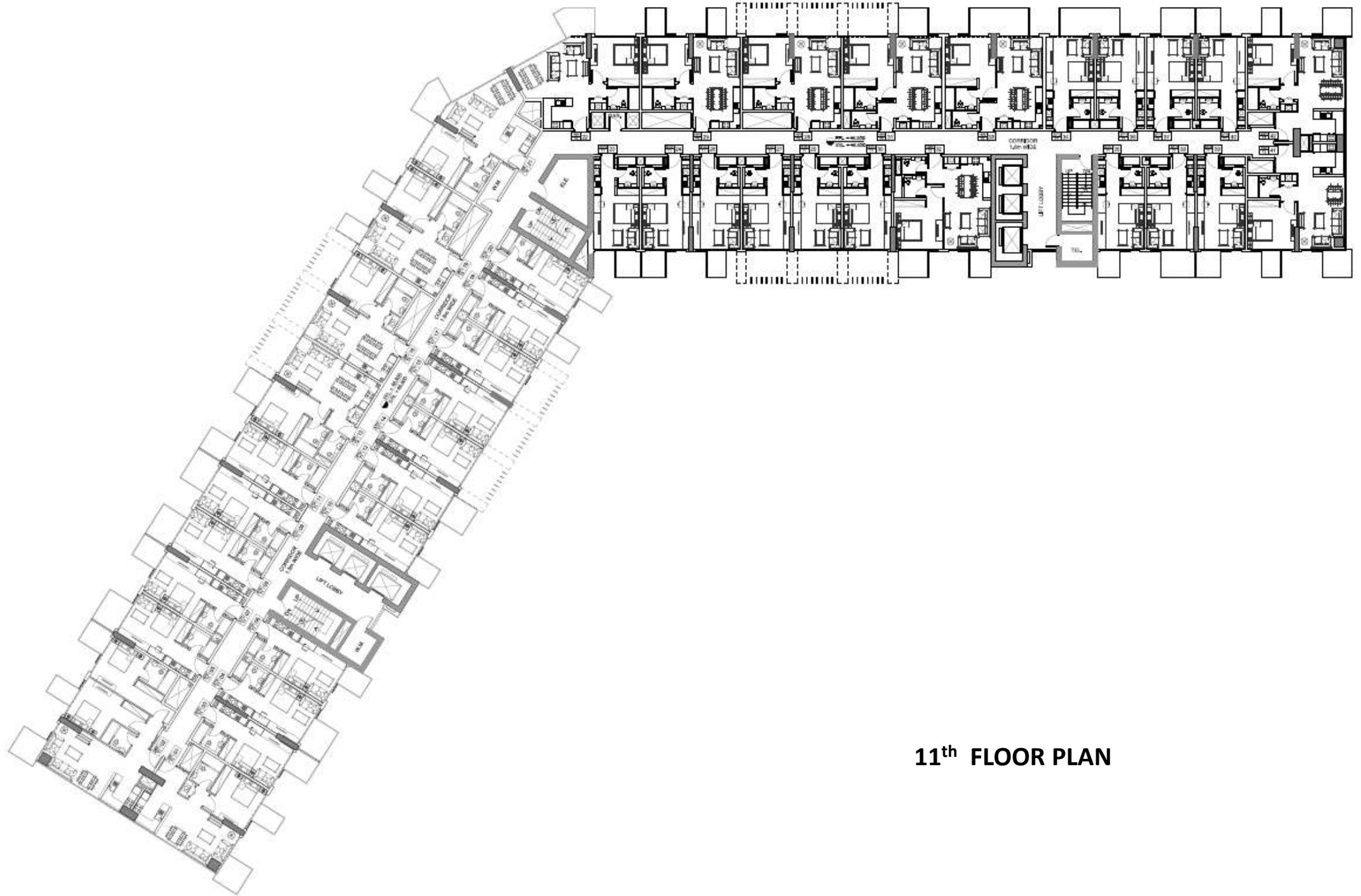
8th FLOOR PLAN



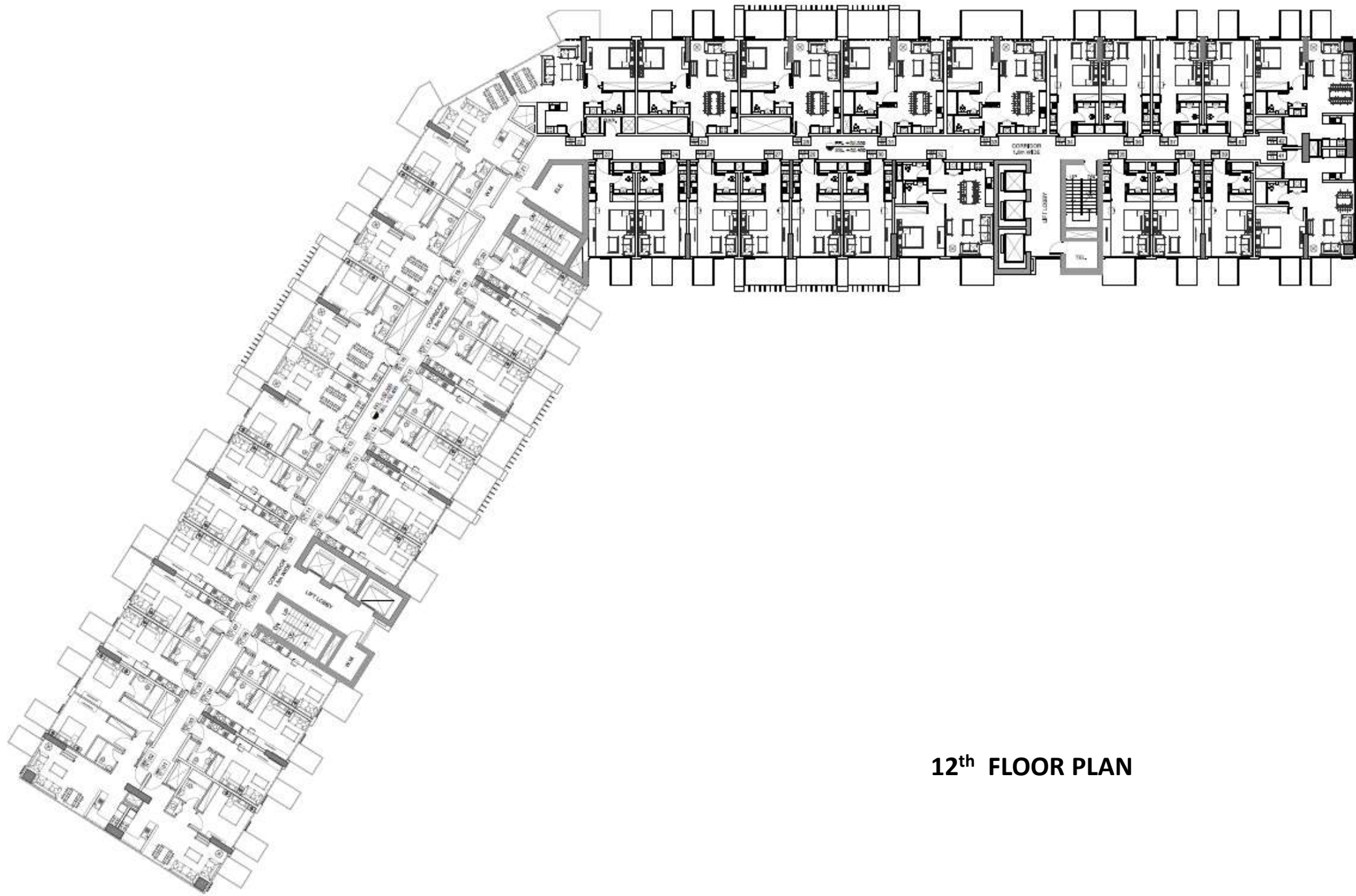
9th FLOOR PLAN



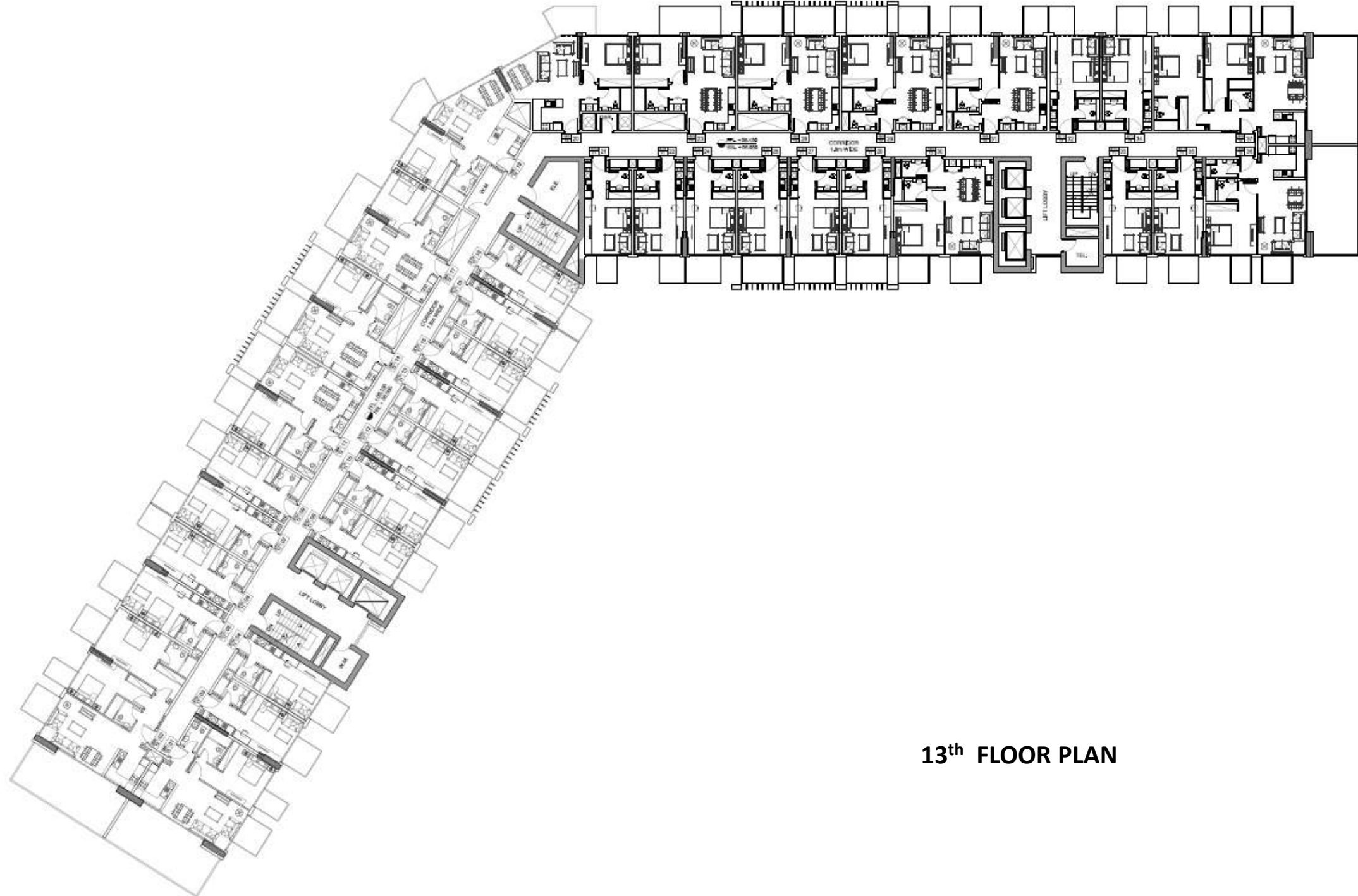
10th FLOOR PLAN



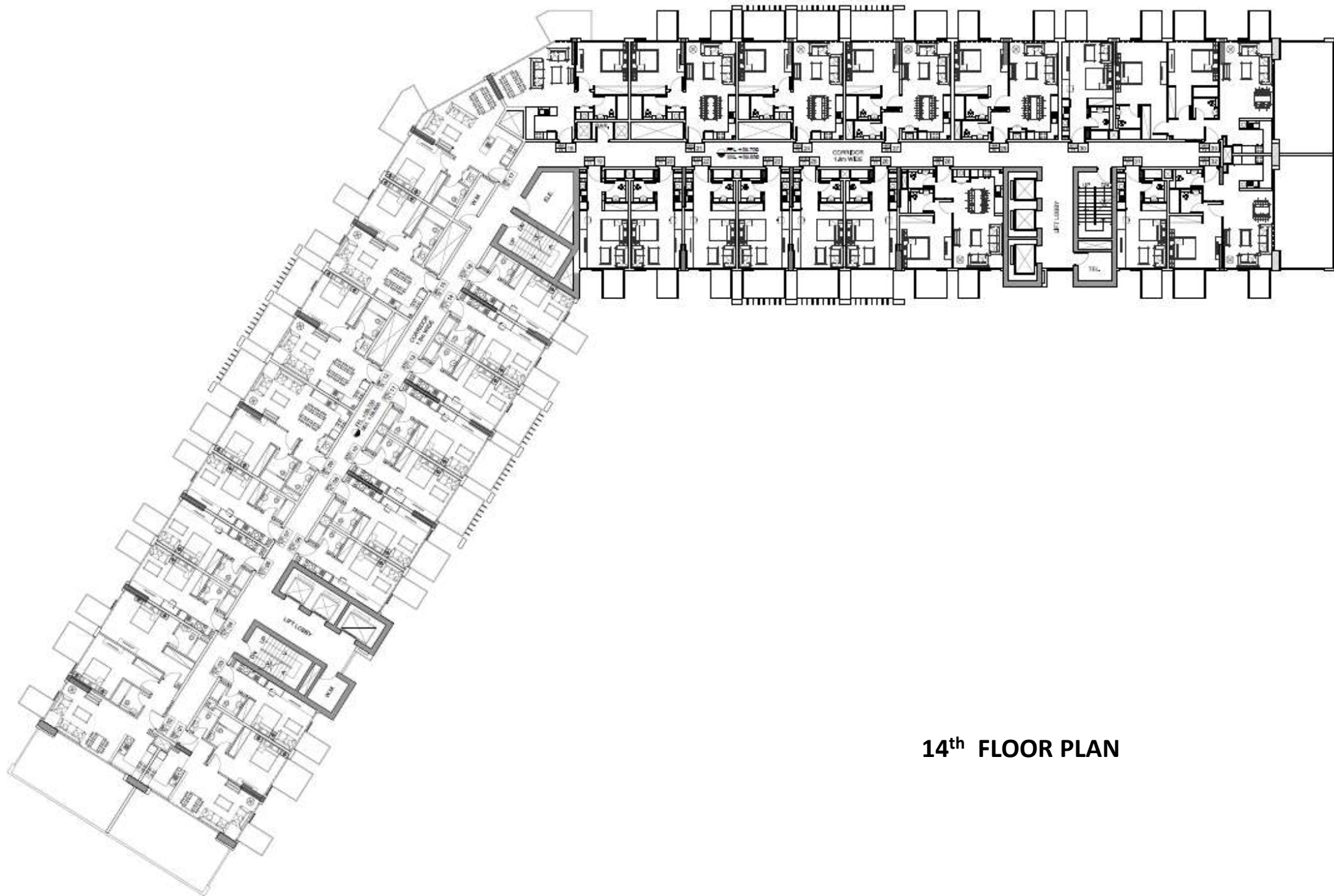
11th FLOOR PLAN



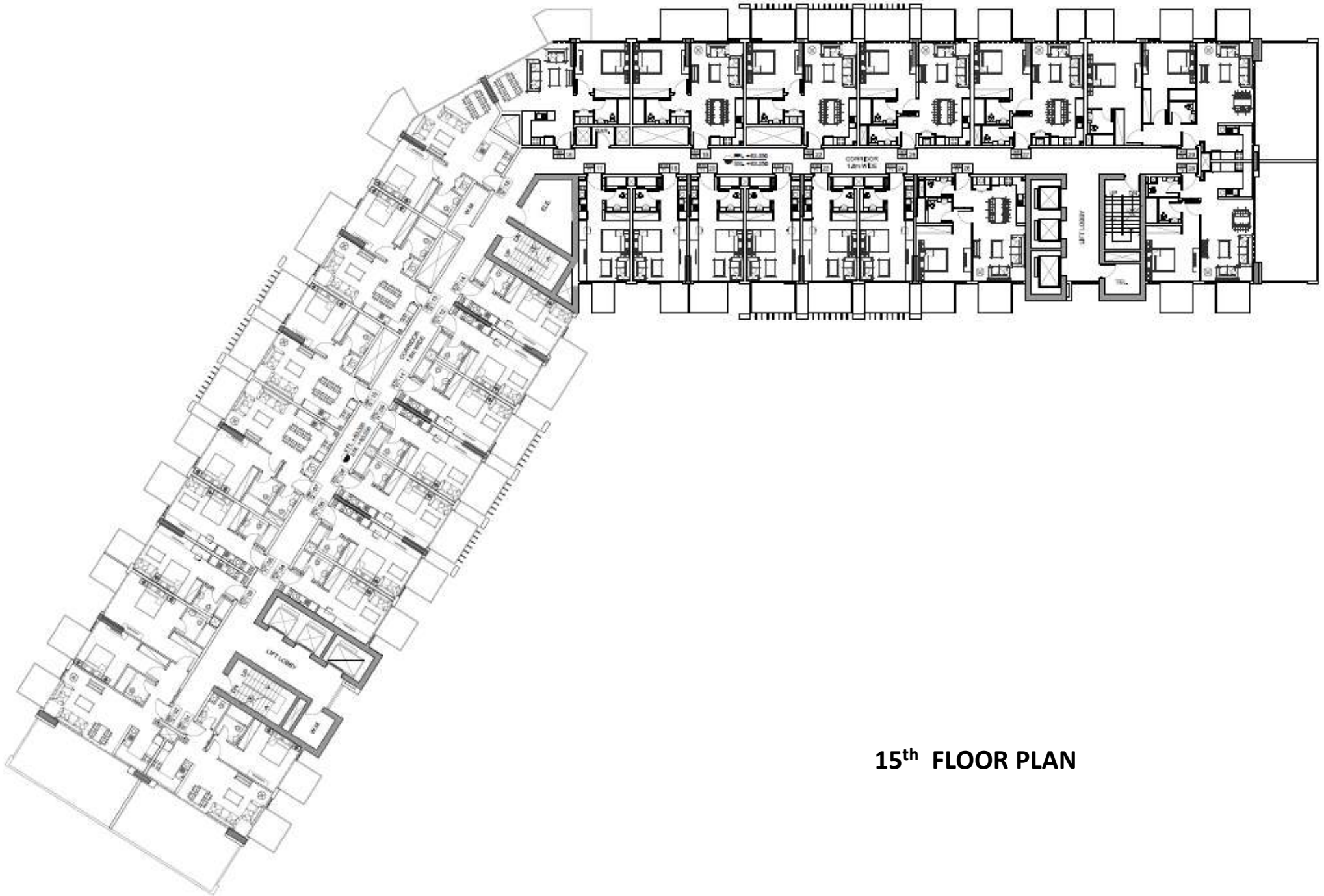
12th FLOOR PLAN



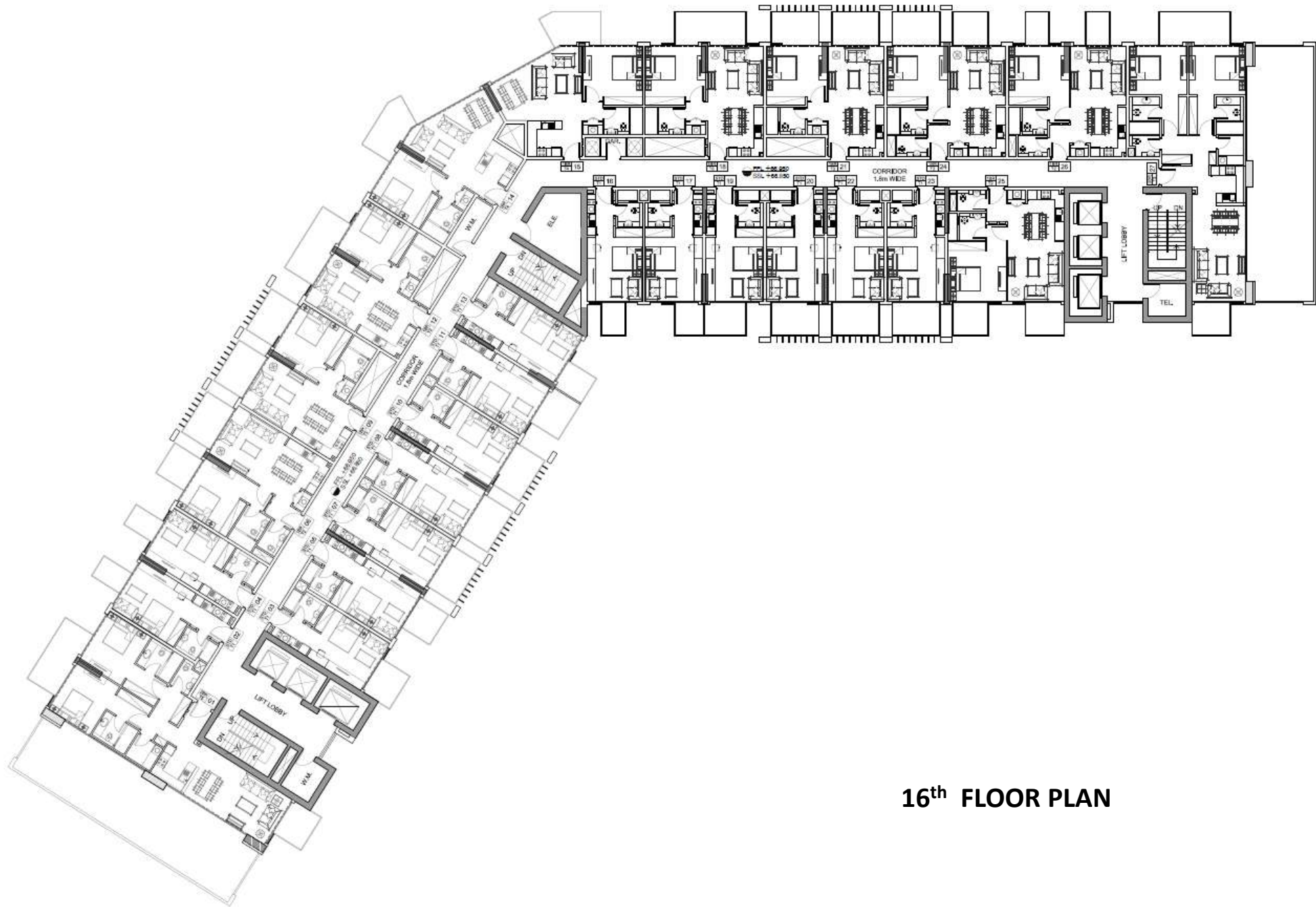
13th FLOOR PLAN



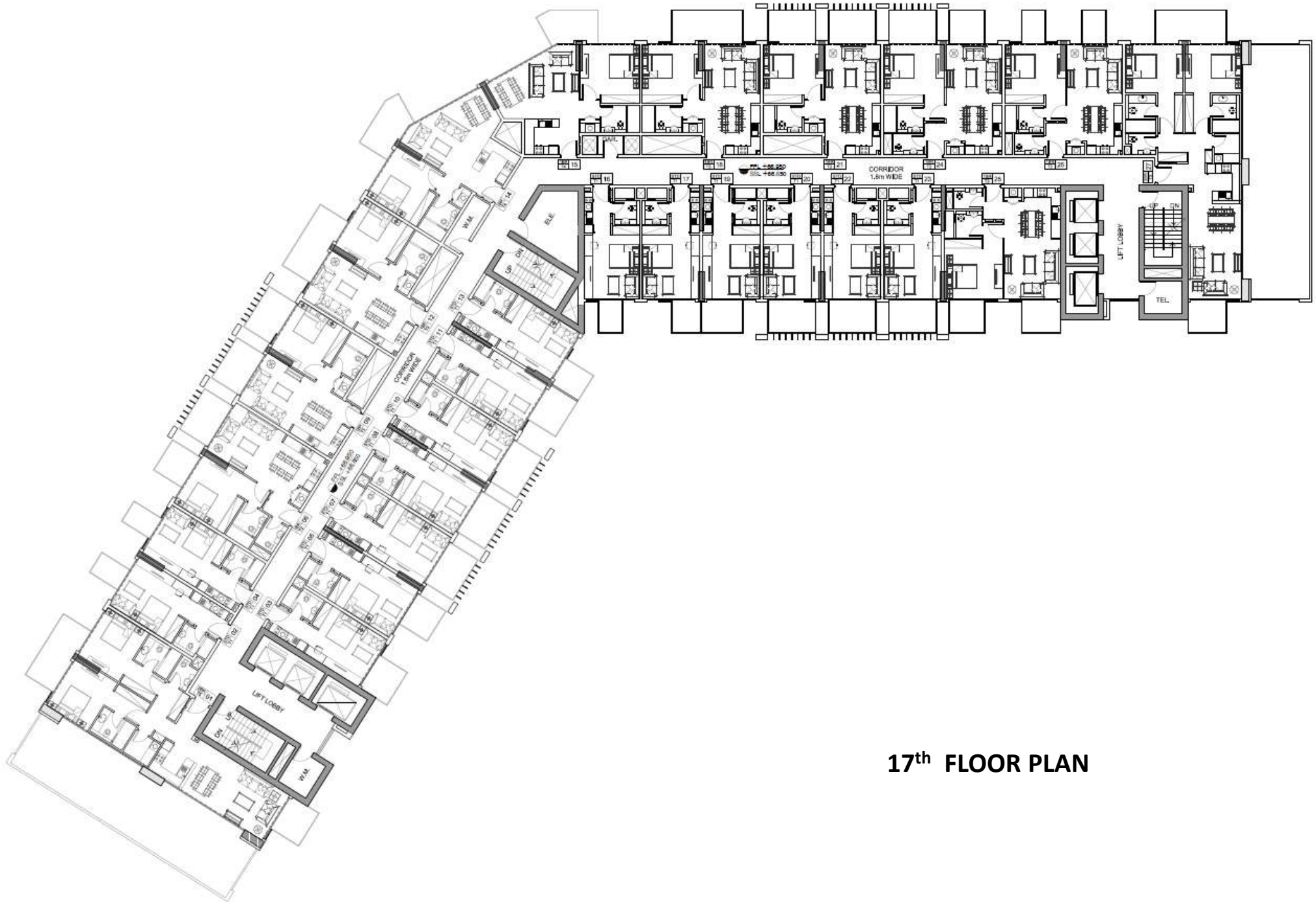
14th FLOOR PLAN



15th FLOOR PLAN



16th FLOOR PLAN



17th FLOOR PLAN



STUDIO - Type 1 First Floor

1. Living Room	3.80m x 4.80m
2. Kitchen	1.25m x 3.10m
3. Bathroom	1.85m x 2.40m
4. Terrace	3.80m x 5.10m
SUITE AREA	319.63 SQFT
TOTAL AREA	544.33 SQFT



STUDIO - Type 1 Typical Floor

1. Living Room	3.80m x 4.80m
2. Kitchen	1.90m x 2.70m
3. Bathroom	1.86m x 2.40m
4. Balcony	2.40m x 2.25m
SUITE AREA	316.57 SQFT
TOTAL AREA	372.22 SQFT





ONE BEDROOM - Type 1 First Floor

1. Living Room	3.70m x 5.70m
2. Kitchen	2.50m x 2.60m
3. Bedroom	3.90m x 3.90m
4. Bathroom	2.50m x 1.80m
5. Laundry	1.30m x 0.80m
6. Terrace	11.30m x 11.55m
SUITE AREA	649.39 SQFT
TOTAL AREA	1483.60 SQFT



ONE BEDROOM - Type 1 Typical Floor

1. Living Room	3.70m x 5.70m
2. Kitchen	2.45m x 2.60m
3. Bedroom	3.85 m x 3.90m
4. Bathroom	2.50m x 1.90m
5. Laundry	1.30m x 0.80m
6. Balcony 1	1.60m x 2.20m
7. Balcony 2	1.95m x 2.20m
SUITE AREA	649.59 SQFT
TOTAL AREA	732.92 SQFT





ONE BEDROOM - Type 2 First Floor

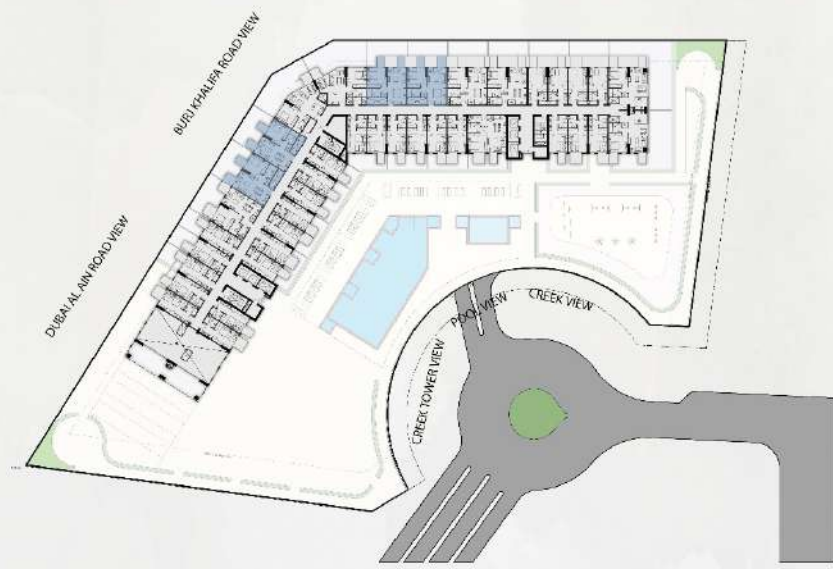
1. Living Room	3.70m x 4.00m
2. Kitchen	2.40m x 3.80m
3. Bedroom	3.70m x 5.05m
4. Bathroom 1	1.80m x 1.40m
5. Bathroom 2	2.60m x 1.80m
6. Laundry	1.20m x 0.80m
7. Terrace	7.80m x 3.12m
SUITE AREA	629.59 SQFT
TOTAL AREA	909.45 SQFT



ONE BEDROOM - Type 2 Typical Floor

1. Living Room	3.70 m x 3.90m
2. Kitchen	2.40m x 3.30m
3. Bedroom	4.00m x 3.90m
4. Bathroom 1	2.00m x 1.40m
5. Bathroom 2	2.60m x 1.80m
6. Laundry	1.20m x 0.80m
7. Balcony 1	2.40m x 2.20m
8. Balcony 2	2.09m x 2.20m
SUITE AREA	627.11 SQFT
TOTAL AREA	719.47 SQFT





ONE BEDROOM - Type 3 First Floor

1. Living Room	3.70m x 4.00m
2. Kitchen	2.40m x 3.30m
3. Bedroom	4.00m x 3.90m
4. Bathroom	2.80m x 1.80m
5. Laundry	1.30m x 0.80m
6. Terrace	7.80m x 5.10m
SUITE AREA	576.95 SQFT
TOTAL AREA	1026.89 SQFT



ONE BEDROOM - Type 3 Typical Floor

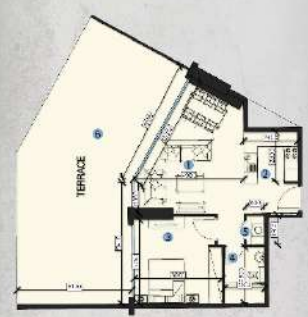
1. Living Room	3.70m x 3.60m
2. Kitchen	2.40m x 3.3m
3. Bedroom	4.00m x 3.90m
4. Bathroom	2.80m x 1.80m
5. Laundry	1.30m x 0.80m
6. Balcony 1	1.60m x 2.15m
7. Balcony 2	1.60m x 2.15m
SUITE AREA	577.61 SQFT
TOTAL AREA	661.22 SQFT





ONE BEDROOM - Type 4 First Floor

1. Living Room	6.74m x 4.90m
2. Kitchen	2.40m x 2.20m
3. Bedroom	3.90m x 2.75m
4. Bathroom	1.80m x 2.50m
5. Laundry	0.80m x 1.30m
6. Terrace	5.10m x 10.60m
SUITE AREA	618.81 SQFT
TOTAL AREA	1320.31 SQFT



ONE BEDROOM - Type 4 Typical Floor

1. Living Room	4.90m x 6.74m
2. Kitchen	2.42m x 2.2m
3. Bedroom	3.90m x 3.90m
4. Bathroom	1.80m x 2.50m
5. Laundry	0.80m x 1.30m
6. Balcony	2.20m x 1.06m
SUITE AREA	619.15 SQFT
TOTAL AREA	666.29 SQFT





ONE BEDROOM - Type 5 15th Floor

1. Living Room	3.85m x 5.70m
2. Kitchen	2.85m x 2.60m
3. Bedroom	3.75m x 5.65m
4. Bathroom 1	2.25m x 1.40m
5. Bathroom 2	2.35m x 1.80m
6. Balcony 1	2.40m x 2.20m
7. Balcony 2	2.40m x 2.20m
8. Terrace	4.37m x 8.90m
SUITE AREA	661.45 SQFT
TOTAL AREA	1176.72 SQFT



TWO BEDROOM - Type 1 3rd Floor

1. Living Room	3.92m x 5.70m
2. Kitchen	2.47m x 2.60m
3. Bedroom 1	3.80m x 7.30m
4. Bedroom 2	3.75m x 5.70m
5. Bathroom 1	1.85m x 2.20m
6. Bathroom 2	1.90m x 2.50m
7. Balcony 1	1.65m x 2.20m
8. Balcony 2	1.65m x 2.20m
9. Balcony 3	2.40m x 2.20m
SUITE AREA	959.81 SQFT
TOTAL AREA	1088.67 SQFT





TWO BEDROOM - Type 2 14th Floor

1. Living Room	3.90m x 5.70m
2. Kitchen	2.95m x 2.60m
3. Bedroom 1	3.80m x 7.30m
4. Bedroom 2	3.75m x 5.70m
5. Bathroom 1	1.85m x 2.30m
6. Bathroom 2	1.90m x 2.90m
7. Balcony 1	1.60m x 2.20m
8. Balcony 2	1.60m x 2.20m
9. Balcony 3	2.40m x 2.20m
10. Terrace	4.28m x 8.30m
SUITE AREA	988.00 SQFT
TOTAL AREA	1522.03 SQFT



TWO BEDROOM - Type 3 16th Floor

1. Living Room	3.50m x 8.30m
2. Kitchen	2.30m x 2.60m
3. Bedroom 1	3.80m x 5.80m
4. Bedroom 2	3.75m x 5.80m
5. Bathroom 1	1.60m x 1.40m
6. Bathroom 2	2.00m x 2.50m
7. Bathroom 3	1.85m x 2.50m
8. Laundry	1.70m x 1.90m
9. Balcony 1	2.60m x 2.20m
10. Balcony 2	4.70m x 2.15m
11. Terrace	4.40m x 16.80m
SUITE AREA	1091.22 SQFT
TOTAL AREA	2051.62 SQFT





TWO BEDROOM - Type 4 17th Floor

1. Living Room	8.70m x 4.31m
2. Kitchen	2.60m x 2.55m
3. Bedroom 1	7.30m x 3.70m
4. Bedroom 2	5.70m x 3.85m
5. Bathroom 1	1.70m x 2.55m
6. Bathroom 2	2.60m x 1.80m
7. Balcony 1	2.20m x 4.00m
8. Balcony 2	2.20m x 2.40m
9. Terrace	16.80m x 4.00m
SUITE AREA	1048.52 SQFT
TOTAL AREA	1984.11 SQFT



Project Summary

AZIZI DEVELOPMENTS is proud to introduce Azizi Farhad Residence, a high-end residential apartment building with facilities in Health Care City district of Dubai. The building features a unique design that creates a unique look that is unsurpassed in Dubai.

Azizi Farhad Residence features 634 luxurious apartments that offer an unparalleled level of convenience and amenities. Each apartment is delivered with a modern and fresh interior design.

Location

Located in Dubai Health Care City District

Fantastic views of Burj Khalifa and the tallest tower in the world (Dubai Creek Tower).

6 km driving to Dubai downtown and Dubai mall (5min)

8 km driving to Dubai airport (5min)

3 km driving to WAFI mall (2min)

4 km driving to Trade center (4min)

5 km driving to Alkhour Park (3min)

2 km walking to metro station (20 min)

Convenient access to AlKail road and Oud Metha road

Project Details

Plot Area: 86,392 sq.ft

Total Construction Area: 728,815 sq.ft

Total Height: 80 M

Levels: B + G + 2P + 17

Type

Residential Building with Facilities

For more information
please call /WhatsAppTrupti Nair on 00971 507851492
Email: trupti@homeloungeuae.com